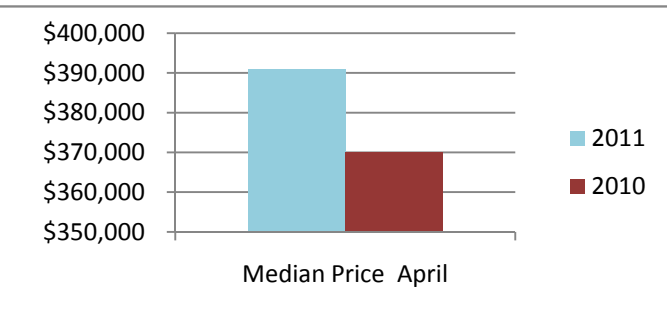
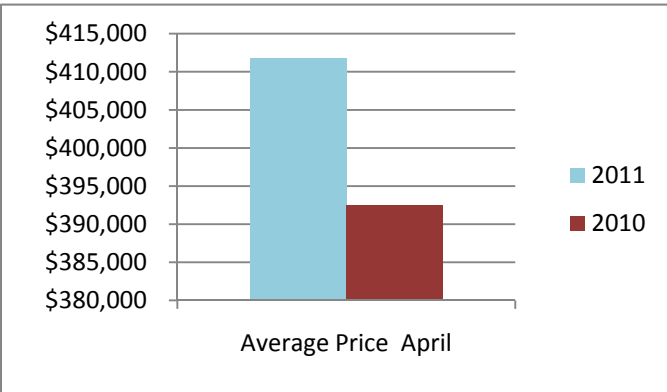
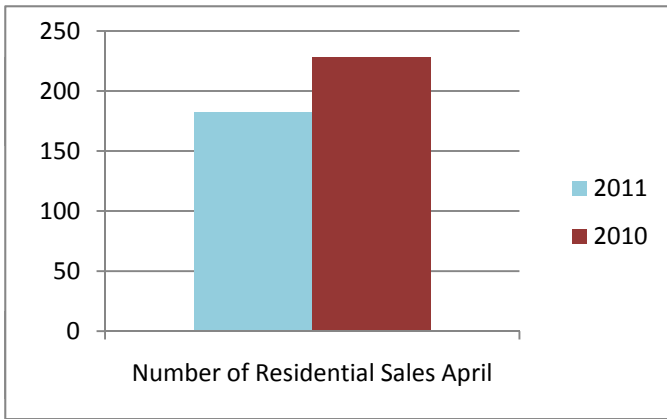
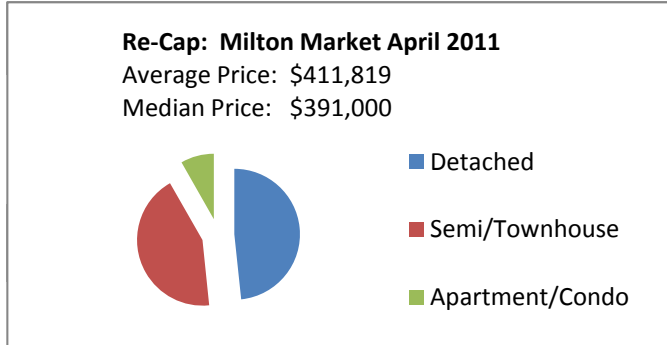


For Immediate Release

The Oakville, Milton and District Real Estate Board (OMDREB)

April 2011 Real Estate Market



Re-Cap: Milton Market in April 2011	
Average Price	Median Price
\$411,819	\$391,000
Residential Type	Units Sold by Type
Detached	88
Semi/Townhouse	79
Apartment/Condo	15
Detached Sales in Milton	
Price Range	% of Sales by Price
\$200,001 - \$300,000	2%
\$300,001 - \$400,000	13%
\$400,001 - \$600,000	72%
\$600,001 - \$800,000	13%
Semi/Townhouse Sales in Milton	
Price Range	% of Sales by Price
\$20,000 - \$150,000	1%
\$200,001 - \$300,000	6%
\$300,001 - \$400,000	84%
\$400,001 - \$600,000	9%
Apartment/Condo Sales in Milton	
Price Range	% of Sales by Price
\$200,001 - \$300,000	67%
\$300,001 - \$400,000	33%

The average home price is found by adding the value of all sales and dividing by the number of homes.

The median sale price is the midpoint of all sales.

Disclaimer: The information provided herein is deemed accurate but not guaranteed.

Source: Oakville, Milton and District Real Estate Board

For Immediate Release

The Oakville, Milton and District Real Estate Board (OMDREB)

April 2011 Real Estate Market

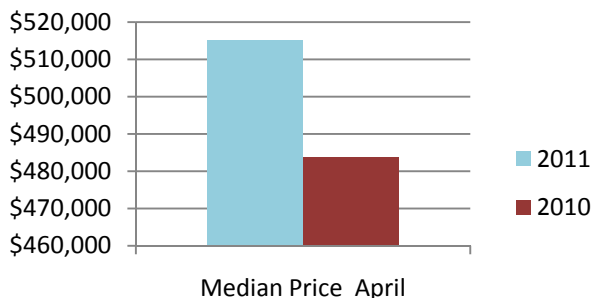
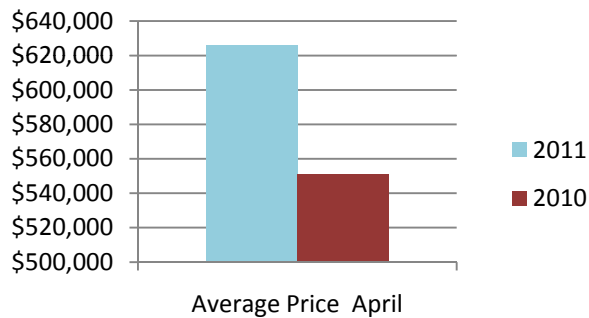
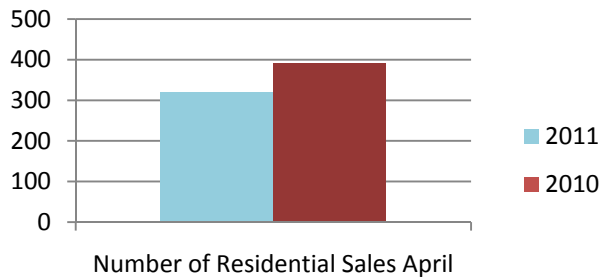

The Oakville, Milton
and District Real Estate Board

Your REALTOR® Connection

Re-Cap: Oakville Market April 2011

Average Price: \$625,900

Median Price : \$515,000



Re-Cap: Oakville Market in April 2011

Average Price	Median Price
\$625,900	\$515,000
Residential Type	Units Sold by Type
Detached	191
Semi/Townhouse	80
Apartment/Condo	48
Detached Sales in Oakville	
Price Range	% of Sales by Price
\$300,001 - \$400,000	3%
\$400,001 - \$600,000	41%
\$600,001 - \$800,000	30%
\$800,001 - \$1,000,000	10%
\$1,000,000 +	16%
Semi/Townhouse Sales in Oakville	
Price Range	% of Sales by Price
\$300,001 - \$400,000	53%
\$400,001 - \$600,000	41%
\$600,001 - \$800,000	6%
Apartment/Condo Sales in Oakville	
Price Range	% of Sales by Price
\$150,001 - \$200,000	17%
\$200,001 - \$300,000	40%
\$300,001 - \$400,000	25%
\$400,001 - \$600,000	10%
\$600,001 - \$800,000	4%
\$800,001 - \$1,000,000	2%
\$1,000,000+	2%

The average home price is found by adding the value of all sales and dividing by the number of homes.

The median sale price is the midpoint of all sales.

Disclaimer: The information provided herein is deemed accurate but not guaranteed.

Source: Oakville, Milton and District Real Estate Board