

For Immediate Release

The Oakville, Milton and District Real Estate Board (OMDREB)

August 2010 Real Estate Market

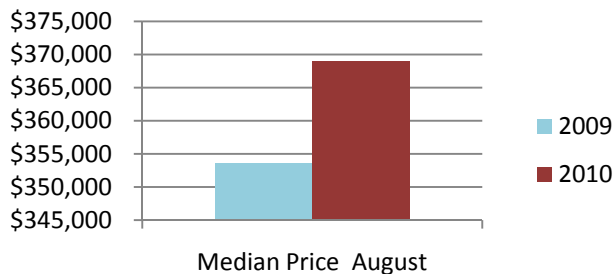
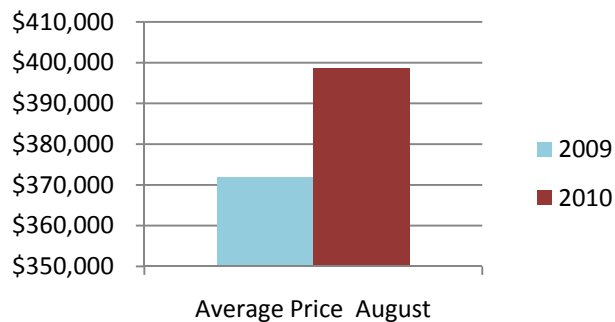
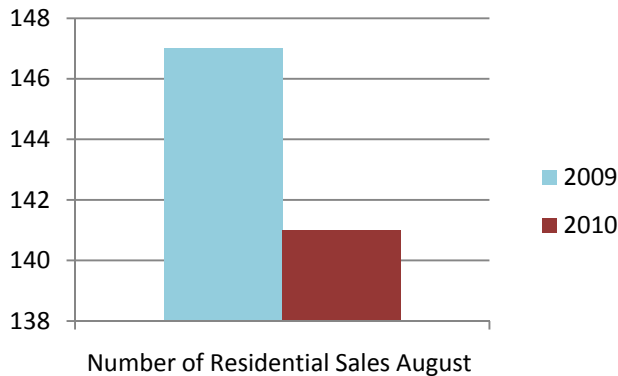

The Oakville, Milton
and District Real Estate Board

Your REALTOR® Connection

Re-Cap: Milton Market August 2010

Average Price: \$398,787

Median Price: \$369,000



Re-Cap: Milton Market in August 2010

Average Price	Median Price
\$398,787	\$369,000
Residential Type	Units Sold by Type
Detached	69
Semi/Townhouse	65
Apartment/Condo	6
Detached Sales in Milton	
Price Range	% of Sales by Price
\$150,000 - \$200,000	0%
\$200,001 - \$300,000	0%
\$300,001 - \$400,000	17%
\$400,001 - \$600,000	77%
\$600,001 - \$800,000	6%
Semi/Townhouse Sales in Milton	
Price Range	% of Sales by Price
\$20,000 - \$150,000	0%
\$200,001 - \$300,000	18%
\$300,001 - \$400,000	80%
\$400,001 - \$600,000	2%
Apartment/Condo Sales in Milton	
Price Range	% of Sales by Price
\$150,000 - \$200,000	25%
\$200,001 - \$300,000	75%
\$300,001 - \$400,000	0%
\$400,001 - \$600,000	0%

The average home price is found by adding the value of all sales and dividing by the number of homes.

The median sale price is the midpoint of all sales.

Disclaimer: The information provided herein is deemed accurate but not guaranteed.

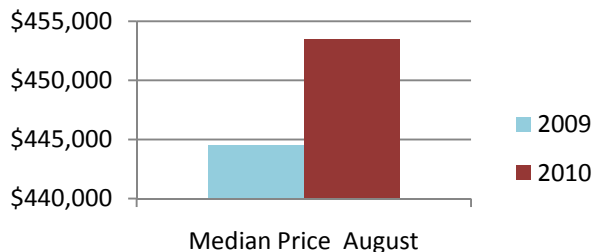
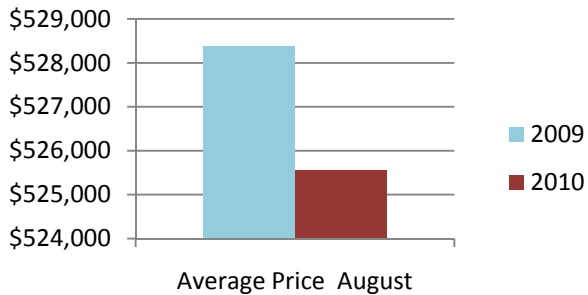
Source: Oakville, Milton and District Real Estate Board

For Immediate Release

The Oakville, Milton and District Real Estate Board (OMDREB)
August 2010 Real Estate Market

Re-Cap: Oakville Market August 2010

Average Price: \$525,566
Median Price : \$453,500



Re-Cap: Oakville Market in August 2010	
Average Price	Median Price
\$525,566	\$453,500
Residential Type	Units Sold by Type
Detached	121
Semi/Townhouse	53
Apartment/Condo	40
Detached Sales in Oakville	
Price Range	% of Sales by Price
\$300,001 - \$400,000	7%
\$400,001 - \$600,000	54%
\$600,001 - \$800,000	22%
\$800,001 - \$1,000,000	7%
\$1,000,000 +	10%
Semi/Townhouse Sales in Oakville	
Price Range	% of Sales by Price
\$200,000 - \$300,000	8%
\$300,001 - \$400,000	60%
\$400,001 - \$600,000	21%
\$600,001 - \$800,000	7%
\$800,001 - \$1,000,000	2%
\$1,000,000 +	2%
Apartment/Condo Sales in Oakville	
Price Range	% of Sales by Price
\$20,000 - \$150,000	2%
\$150,001 - \$200,000	10%
\$200,001 - \$300,000	48%
\$300,001 - \$400,000	28%
\$400,001 - \$600,000	12%
\$600,001 - \$800,000	0%
\$800,001 - \$1,000,000	0%
\$1,000,000+	0%

The average home price is found by adding the value of all sales and dividing by the number of homes.

The median sale price is the midpoint of all sales.

Disclaimer: The information provided herein is deemed accurate but not guaranteed.

Source: Oakville, Milton and District Real Estate Board