

For Immediate Release

The Oakville, Milton and District Real Estate Board (OMDREB)

The Oakville, Milton
and District Real Estate Board

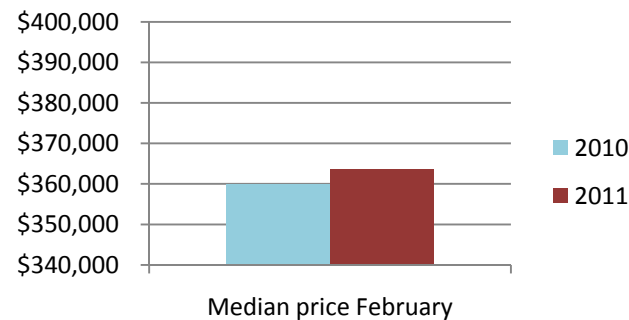
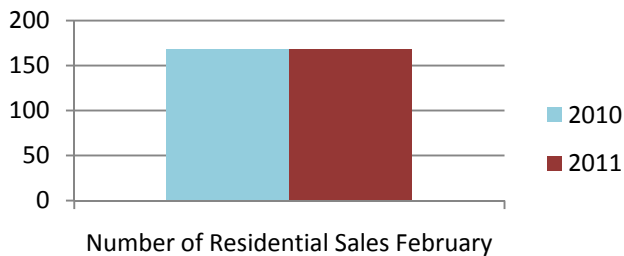
Your REALTOR® Connection

February 2011 Real Estate Market

Re-Cap: Milton Market February 2011

Average Price: \$385,002

Median Price: \$363,600



Re-Cap Milton Market in February 2011	
Average Price	Median Price
\$385,002	\$363,600
Residential Type	Units Sold by Type
Detached	68
Semi/Townhouse	81
Apartment/Condo	17
Detached sales in Milton	
Price Range	% of Sales by Price
\$300,001 - \$400,000	12%
\$400,001 - \$600,000	81%
\$600,001 - \$800,000	7%
Semi/Townhouse Sales in Milton	
Price Range	% of Sales by Price
\$200,000 - \$300,000	14%
\$300,001 - \$400,000	84%
\$400,000 - \$600,000	2%
Apartment/Condo Sales in Milton	
Price Range	% of Sales by Price
\$150,000 - \$200,000	0%
\$200,001 - \$300,000	82%
\$300,001 - \$400,000	18%

The average home price is found by adding the value of all sales and dividing by the number of sales.
The median sale price is the midpoint of all sales.

Disclaimer: The information provided herein is deemed accurate but not guaranteed.

Source: Oakville, Milton and District Real Estate Board

For Immediate Release

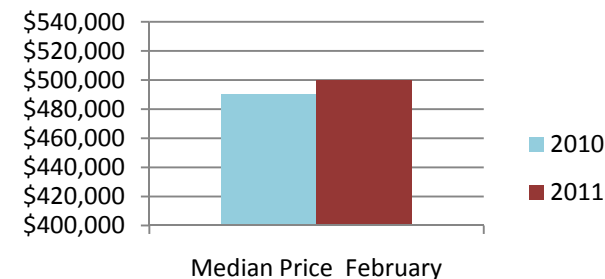
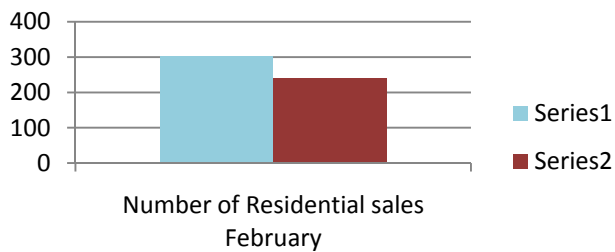
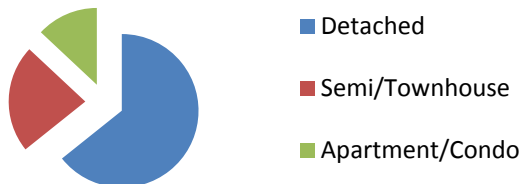
The Oakville, Milton and District Real Estate Board (OMDREB)

February 2011 Real Estate Market

Re-Cap: Oakville Market February 2011

Average Price: \$644,849

Median Price : \$522,450



Disclaimer: The information provided herein is deemed accurate but not guaranteed.

Source: Oakville, Milton and District Real Estate Board

The Oakville, Milton
and District Real Estate Board

Your REALTOR® Connection

Average Price	Median Price
\$645,904	\$500,000
Residential Type	Units Sold by Type
Detached	153
Semi/Townhouse	54
Apartment/Condo	31
Detached Sales in Oakville	
Price Range	% of Sales by Price
\$300,001 - \$400,000	8%
\$400,001 - \$600,000	34%
\$600,001 - \$800,000	27%
\$800,001 - \$1,000,000	16%
\$1,000,000 +	16%
Semi/Townhouse Sales in Oakville	
Price Range	% of Sales by Price
\$200,000 - \$300,000	2%
\$300,001 - \$400,000	65%
\$400,001 - \$600,000	31%
\$600,001 - \$800,000	2%
\$800,001 - \$1,000,000	0%
\$1,000,000 +	0%
Apartment/Condo Sales in Oakville	
Price Range	% of Sales by Price
\$150,001 - \$200,000	6%
\$200,001 - \$300,000	36%
\$300,000 - \$400,000	45%
\$400,000 - \$600,000	13%

The average home price is found by adding the value of all sales and dividing by the number of homes.

The median sale price is the midpoint of all sales.