

For Immediate Release

The Oakville, Milton and District Real Estate Board (OMDREB)

January 2011 Real Estate Market

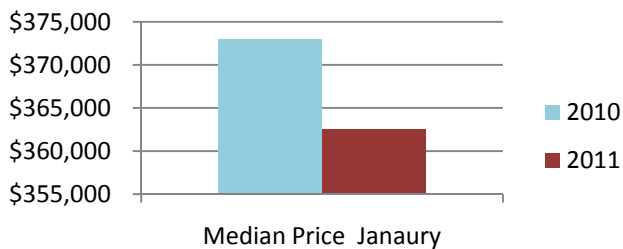
The Oakville, Milton
and District Real Estate Board

Your REALTOR® Connection

Re-Cap: Milton Market January 2011

Average Price: \$401,488

Median Price: \$362,500



Re-Cap: Milton Market in January 2011

Average Price	Median Price
\$401,488	\$362,500
Residential Type	Units Sold by Type
Detached	36
Semi/Townhouse	43
Apartment/Condo	13
Detached Sales in Milton	
Price Range	% of Sales by Price
\$300,001 - \$400,000	0%
\$400,001 - \$600,000	81%
\$600,001 - \$800,000	19%
Semi/Townhouse Sales in Milton	
Price Range	% of Sales by Price
\$200,000 - \$300,000	7%
\$300,001 - \$400,000	93%
Apartment/Condo Sales in Milton	
Price Range	% of Sales by Price
\$150,000 - \$200,000	0%
\$200,001 - \$300,000	85%
\$300,001 - \$400,000	15%

The average home price is found by adding the value of all sales and dividing by the number of sales.
The median sale price is the midpoint of all sales.

Disclaimer: The information provided herein is deemed accurate but not guaranteed.

Source: Oakville, Milton and District Real Estate Board

For Immediate Release

The Oakville, Milton and District Real Estate Board (OMDREB)
January 2011 Real Estate Market

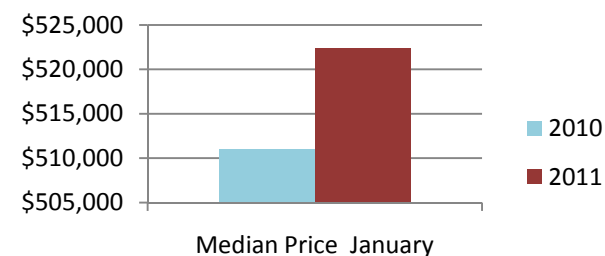
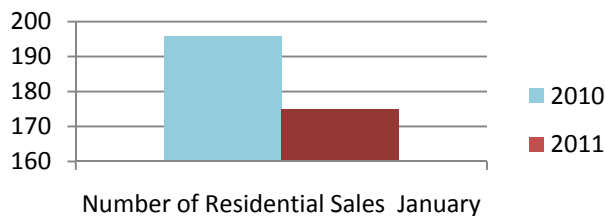
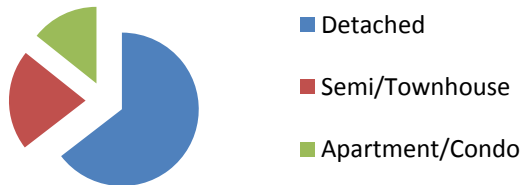
The Oakville, Milton
and District Real Estate Board

Your REALTOR® Connection

Re-Cap: Oakville Market January 2011

Average Price: \$644,849

Median Price : \$522,450



Average Price	Median Price
\$644,849	\$522,450
Residential Type	Units Sold by Type
Detached	113
Semi/Townhouse	37
Apartment/Condo	25
Detached Sales in Oakville	
Price Range	% of Sales by Price
\$300,001 - \$400,000	6%
\$400,001 - \$600,000	43%
\$600,001 - \$800,000	29%
\$800,001 - \$1,000,000	6%
\$1,000,000 +	16%
Semi/Townhouse Sales in Oakville	
Price Range	% of Sales by Price
\$200,000 - \$300,000	3%
\$300,001 - \$400,000	54%
\$400,001 - \$600,000	35%
\$600,001 - \$800,000	8%
\$800,001 - \$1,000,000	0%
\$1,000,000 +	0%
Apartment/Condo Sales in Oakville	
Price Range	% of Sales by Price
\$150,001 - \$200,000	0%
\$200,001 - \$300,000	85%
\$300,000 - \$400,000	15%
\$400,000 - \$600,000	0%

The average home price is found by adding the value of all sales and dividing by the number of homes.

The median sale price is the midpoint of all sales.

Disclaimer: The information provided herein is deemed accurate but not guaranteed.

Source: Oakville, Milton and District Real Estate Board