

# For Immediate Release

The Oakville, Milton and District Real Estate Board (OMDREB)

## July 2010 Real Estate Market

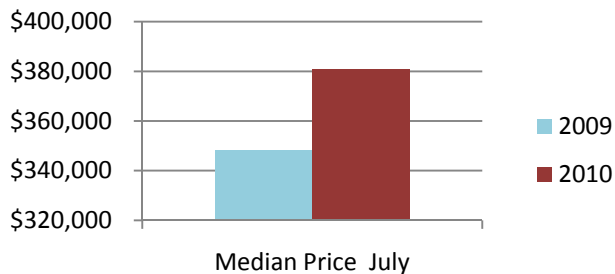
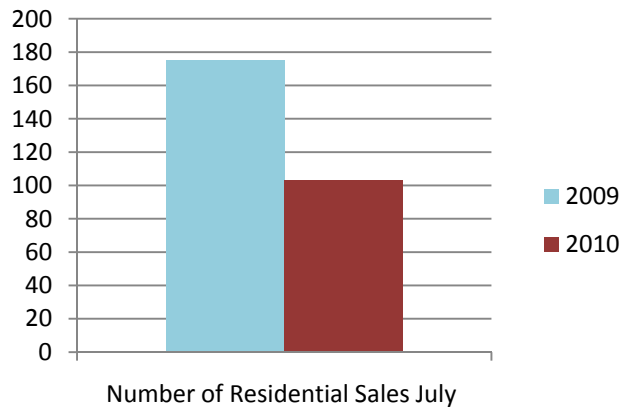

The Oakville, Milton  
and District Real Estate Board

Your REALTOR® Connection

### Re-Cap: Milton Market July 2010

Average Price: \$436,556

Median Price: \$381,000



### Re-Cap: Milton Market in July 2010

Average Price	Median Price
\$436,556	\$381,000
Residential Type	Units Sold by Type
Detached	59
Semi/Townhouse	37
Apartment/Condo	7
Detached Sales in Milton	
Price Range	% of Sales by Price
\$150,000 - \$200,000	0%
\$200,001 - \$300,000	0%
\$300,001 - \$400,000	24%
\$400,001 - \$600,000	69%
\$600,001 - \$800,000	5%
\$800,001 - \$1,000,000	2%
Semi/Townhouse Sales in Milton	
Price Range	% of Sales by Price
\$20,000 - \$150,000	0%
\$200,001 - \$300,000	19%
\$300,001 - \$400,000	81%
\$400,001 - \$600,000	0%
Apartment/Condo Sales in Milton	
Price Range	% of Sales by Price
\$150,000 - \$200,000	14%
\$200,001 - \$300,000	86%
\$300,001 - \$400,000	0%

The average home price is found by adding the value of all sales and dividing by the number of homes.

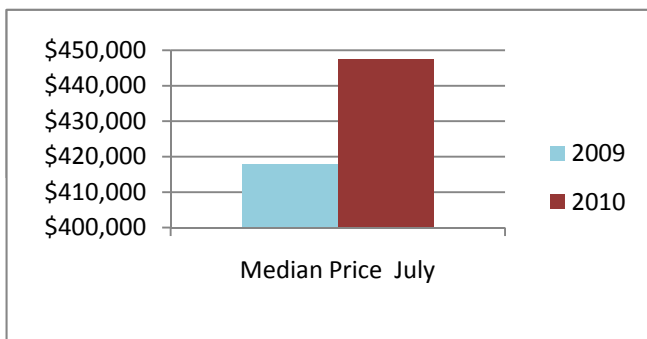
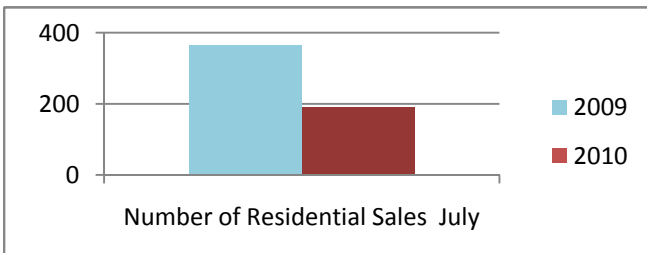

The median sale price is the midpoint of all sales.

Disclaimer: The information provided herein is deemed accurate but not guaranteed.

Source: Oakville, Milton and District Real Estate Board

## For Immediate Release

The Oakville, Milton and District Real Estate Board (OMDREB)  
July 2010 Real Estate Market



Re-Cap: Oakville Market in July 2010	
Average Price	Median Price
\$505,999	\$447,500
Residential Type	Units Sold by Type
Detached	115
Semi/Townhouse	32
Apartment/Condo	43
Detached Sales in Oakville	
Price Range	% of Sales by Price
\$300,001 - \$400,000	14%
\$400,001 - \$600,000	46%
\$600,001 - \$800,000	27%
\$800,001 - \$1,000,000	7%
\$1,000,000 +	6%
Semi/Townhouse Sales in Oakville	
Price Range	% of Sales by Price
\$200,000 - \$300,000	10%
\$300,001 - \$400,000	56%
\$400,001 - \$600,000	31%
\$600,001 - \$800,000	3%
\$800,001 - \$1,000,000	0%
\$1,000,000 +	0%
Apartment/Condo Sales in Oakville	
Price Range	% of Sales by Price
\$20,000 - \$150,000	2%
\$150,001 - \$200,000	16%
\$200,001 - \$300,000	36%
\$300,001 - \$400,000	30%
\$400,001 - \$600,000	14%
\$600,001 - \$800,000	2%
\$800,001 - \$1,000,000	0%
\$1,000,000+	0%

The average home price is found by adding the value of all sales and dividing by the number of homes.

The median sale price is the midpoint of all sales.

Disclaimer: The information provided herein is deemed accurate but not guaranteed.

Source: Oakville, Milton and District Real Estate Board