

For Immediate Release

The Oakville, Milton and District Real Estate Board (OMDREB)

June 2010 Real Estate Market

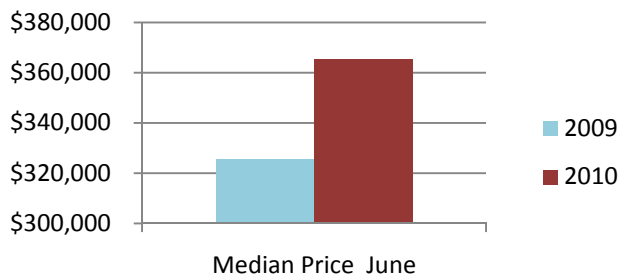
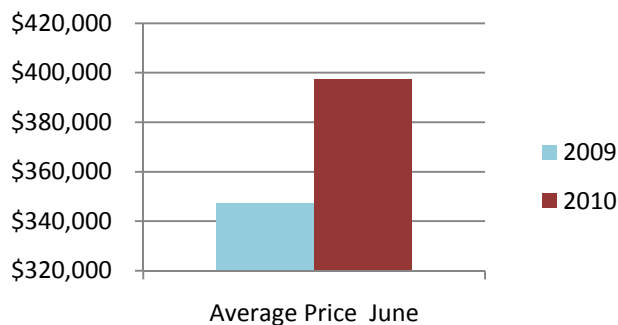
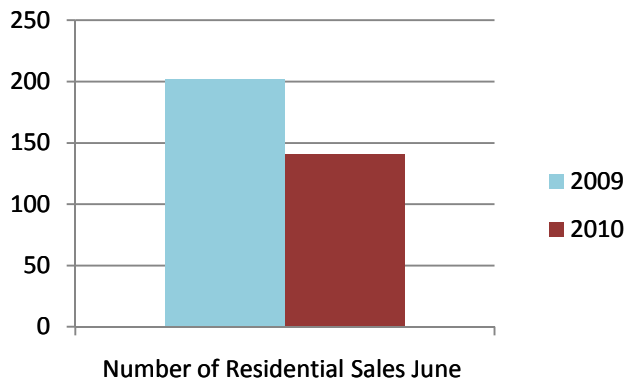

The Oakville, Milton
and District Real Estate Board

Your REALTOR® Connection

Re-Cap: Milton Market June 2010

Average Price: \$397,199

Median Price: \$365,500



Re-Cap: Milton Market in June 2010

Average Price	Median Price
\$397,199	\$365,500
Residential Type	Units Sold by Type
Detached	65
Semi/Townhouse	63
Apartment/Condo	13
Detached Sales in Milton	
Price Range	% of Sales by Price
\$150,000 - \$200,000	1%
\$200,001 - \$300,000	0%
\$300,001 - \$400,000	12%
\$400,001 - \$600,000	79%
\$600,001 - \$800,000	8%
Semi/Townhouse Sales in Milton	
Price Range	% of Sales by Price
\$20,000 - \$150,000	0%
\$200,001 - \$300,000	19%
\$300,001 - \$400,000	81%
\$400,001 - \$600,000	0%
Apartment/Condo Sales in Milton	
Price Range	% of Sales by Price
\$150,000 - \$200,000	31%
\$200,001 - \$300,000	62%
\$300,001 - \$400,000	0%
\$400,001 - \$600,000	7%

The average home price is found by adding the value of all sales and dividing by the number of homes.

The median sale price is the midpoint of all sales.

Disclaimer: The information provided herein is deemed accurate but not guaranteed.

Source: Oakville, Milton and District Real Estate Board

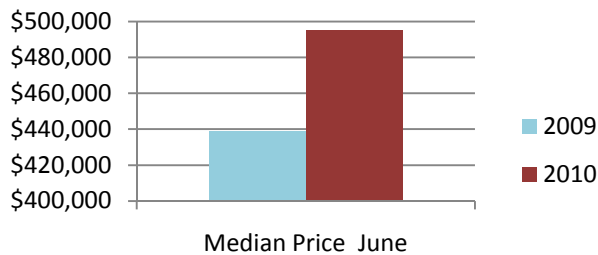
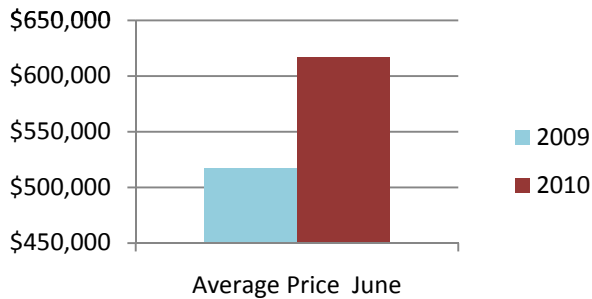
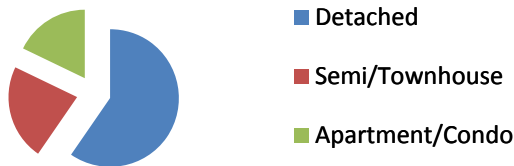
For Immediate Release

The Oakville, Milton and District Real Estate Board (OMDREB)
June 2010 Real Estate Market

Re-Cap: Oakville Market June 2010

Average Price: \$616,907

Median Price : \$495,000



Re-Cap: Oakville Market in June 2010	
Average Price	Median Price
\$616,907	\$495,000
Residential Type	Units Sold by Type
Detached	164
Semi/Townhouse	62
Apartment/Condo	49
Detached Sales in Oakville	
Price Range	% of Sales by Price
\$300,001 - \$400,000	7%
\$400,001 - \$600,000	39%
\$600,001 - \$800,000	26%
\$800,001 - \$1,000,000	13%
\$1,000,000 +	15%
Semi/Townhouse Sales in Oakville	
Price Range	% of Sales by Price
\$200,000 - \$300,000	0%
\$300,001 - \$400,000	64%
\$400,001 - \$600,000	29%
\$600,001 - \$800,000	3%
\$800,001 - \$1,000,000	2%
\$1,000,000 +	2%
Apartment/Condo Sales in Oakville	
Price Range	% of Sales by Price
\$20,000 - \$150,000	0%
\$150,001 - \$200,000	4%
\$200,001 - \$300,000	49%
\$300,001 - \$400,000	27%
\$400,001 - \$600,000	12%
\$600,001 - \$800,000	4%
\$800,001 - \$1,000,000	0%
\$1,000,000+	4%

The average home price is found by adding the value of all sales and dividing by the number of homes.

The median sale price is the midpoint of all sales.

Disclaimer: The information provided herein is deemed accurate but not guaranteed.

Source: Oakville, Milton and District Real Estate Board