

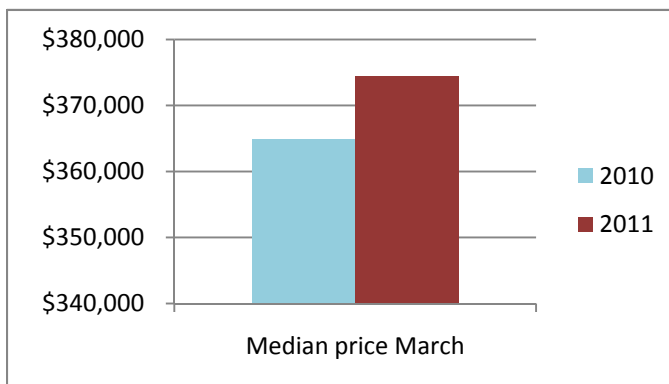
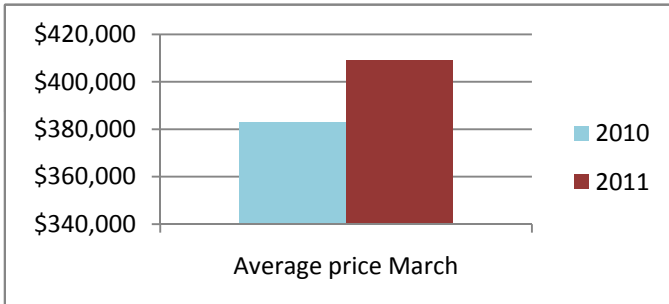
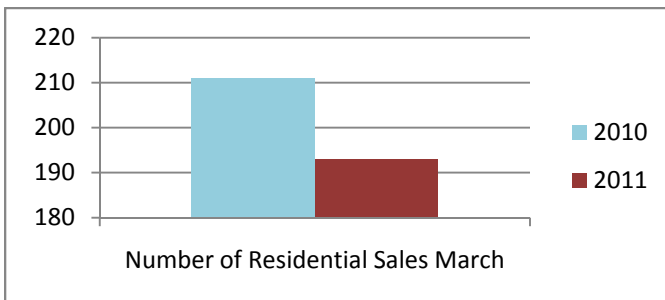
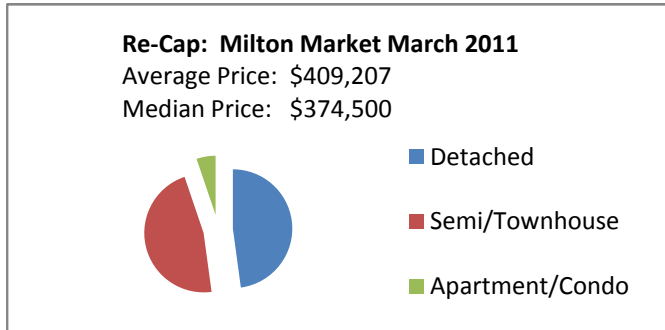
# For Immediate Release

The Oakville, Milton and District Real Estate Board (OMDREB)

## March 2011 Real Estate Market

The Oakville, Milton  
and District Real Estate Board

Your REALTOR® Connection



Re-Cap Milton Market in March 2011	
<b>Average Price</b>	<b>Median Price</b>
\$409,207	\$374,500
<b>Residential Type</b>	<b>Units Sold by Type</b>
Detached	101
Semi/Townhouse	99
Apartment/Condo	11
<b>Detached sales in Milton</b>	
<b>Price Range</b>	<b>% of Sales by Price</b>
\$200,001 - \$300,000	1%
\$300,001 - \$400,000	23%
\$400,001 - \$600,000	70%
\$600,001 - \$800,000	6%
<b>Semi/Townhouse Sales in Milton</b>	
<b>Price Range</b>	<b>% of Sales by Price</b>
\$200,000 - \$300,000	11%
\$300,001 - \$400,000	89%
<b>Apartment/Condo Sales in Milton</b>	
<b>Price Range</b>	<b>% of Sales by Price</b>
\$200,001 - \$300,000	100%

The average home price is found by adding the value of all sales and dividing by the number of homes.

The median sale price is the midpoint of all sales.

Disclaimer: The information provided herein is deemed accurate but not guaranteed.  
Source: Oakville, Milton and District Real Estate Board

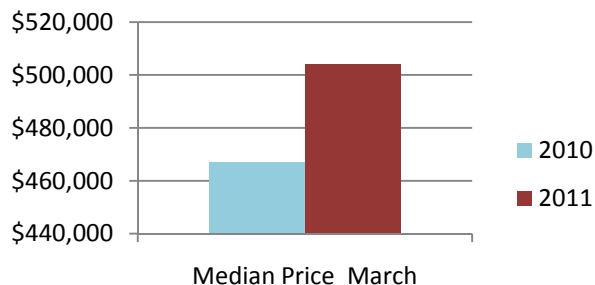
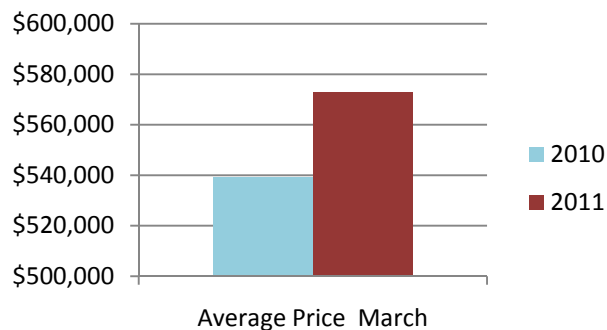
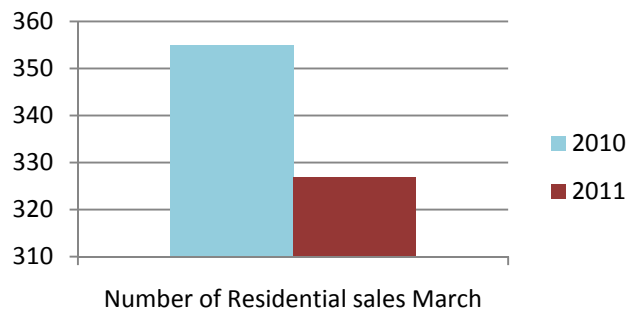
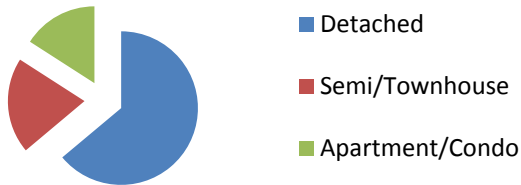
## For Immediate Release

The Oakville, Milton and District Real Estate Board (OMDREB)  
March 2011 Real Estate Market

### Re-Cap: Oakville Market March 2011

Average Price: \$572,909

Median Price : \$504,000



Re-Cap: Oakville Market in March 2011	
Average Price	Median Price
\$572,909	\$504,000
Residential Type	Units Sold by Type
Detached	225
Semi/Townhouse	71
Apartment/Condo	56
Detached Sales in Oakville	
Price Range	% of Sales by Price
\$300,001 - \$400,000	8%
\$400,001 - \$600,000	47%
\$600,001 - \$800,000	30%
\$800,001 - \$1,000,000	8%
\$1,000,000 +	7%
Semi/Townhouse Sales in Oakville	
Price Range	% of Sales by Price
\$200,000 - \$300,000	3%
\$300,001 - \$400,000	65%
\$400,001 - \$600,000	27%
\$600,001 - \$800,000	1%
\$800,001 - \$1,000,000	3%
\$1,000,000 +	1%
Apartment/Condo Sales in Oakville	
Price Range	% of Sales by Price
\$150,001 - \$200,000	13%
\$200,001 - \$300,000	54%
\$300,000 - \$400,000	23%
\$400,000 - \$600,000	5%
\$600,000 - \$800,000	5%

The average home price is found by adding the value of all sales and dividing by the number of sales.  
The median sale price is the midpoint of all sales.

Disclaimer: The information provided herein is deemed accurate but not guaranteed.

Source: Oakville, Milton and District Real Estate Board