

For Immediate Release

The Oakville, Milton and District Real Estate Board (OMDREB)

May 2011 Real Estate Market

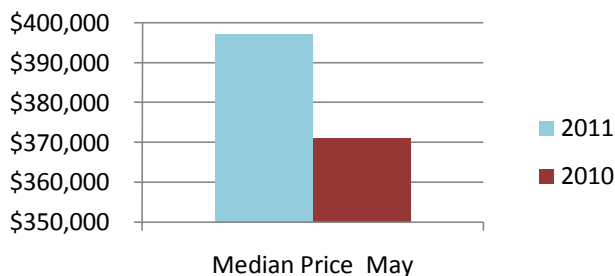
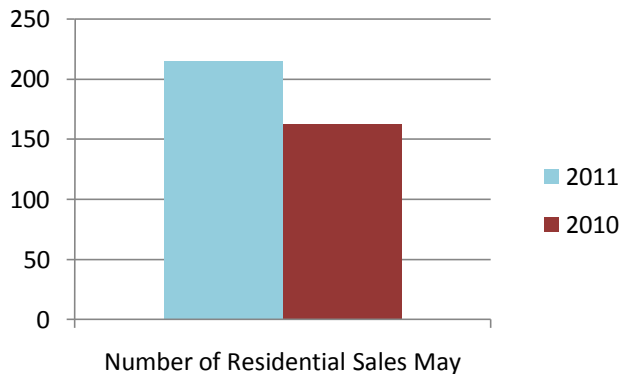

The Oakville, Milton
and District Real Estate Board

Your REALTOR® Connection

Re-Cap: Milton Market May 2011

Average Price: \$410,434

Median Price: \$397,100



Re-Cap: Milton Market in May 2011

Average Price	Median Price
\$410,434	\$397,100
Residential Type	Units Sold by Type
Detached	115
Semi/Townhouse	84
Apartment/Condo	16
Detached Sales in Milton	
Price Range	% of Sales by Price
\$200,001 - \$300,000	0%
\$300,001 - \$400,000	11%
\$400,001 - \$600,000	83%
\$600,001 - \$800,000	5%
\$800,000 - \$1,000,000+	1%
Semi/Townhouse Sales in Milton	
Price Range	% of Sales by Price
\$20,000 - \$150,000	0%
\$200,001 - \$300,000	7%
\$300,001 - \$400,000	88%
\$400,001 - \$600,000	5%
Apartment/Condo Sales in Milton	
Price Range	% of Sales by Price
\$150,000 - \$200,000	0%
\$200,001 - \$300,000	75%
\$300,001 - \$400,000	25%
\$400,001 - \$600,000	0%

The average home price is found by adding the value of all sales and dividing by the number of homes.

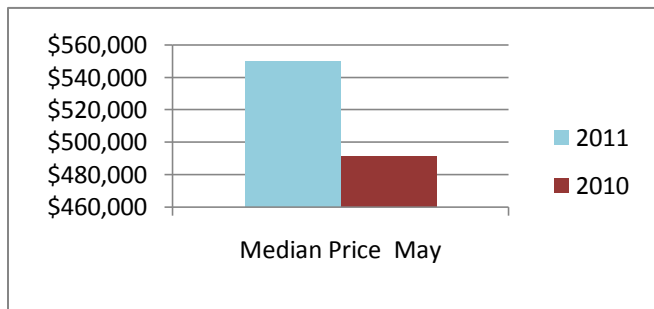
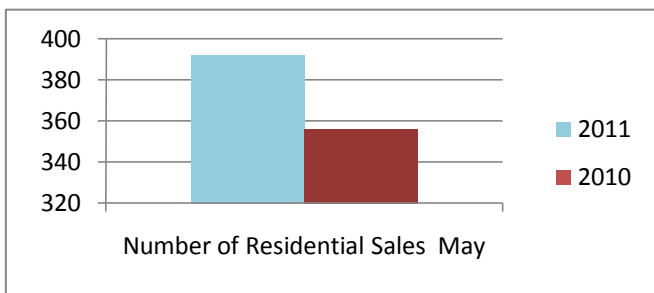
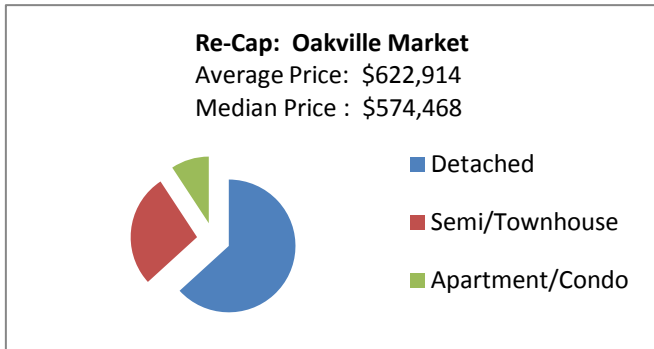
The median sale price is the midpoint of all sales.

Disclaimer: The information provided herein is deemed accurate but not guaranteed.

Source: Oakville, Milton and District Real Estate Board

For Immediate Release

The Oakville, Milton and District Real Estate Board (OMDREB)
May 2011 Real Estate Market



Re-Cap: Oakville Market in May 2011	
Average Price	Median Price
\$622,914	\$574,468
Residential Type	Units Sold by Type
Detached	246
Semi/Townhouse	107
Apartment/Condo	36
Detached Sales in Oakville	
Price Range	% of Sales by Price
\$300,001 - \$400,000	2%
\$400,001 - \$600,000	33%
\$600,001 - \$800,000	36%
\$800,001 - \$1,000,000	12%
\$1,000,000 +	17%
Semi/Townhouse Sales in Oakville	
Price Range	% of Sales by Price
\$150,000-200,000	0%
\$200,000 - \$300,000	4%
\$300,001 - \$400,000	48%
\$400,001 - \$600,000	41%
\$600,001 - \$800,000	6%
\$800,001 - \$1,000,000	0%
\$1,000,000 +	1%
Apartment/Condo Sales in Oakville	
Price Range	% of Sales by Price
\$20,000 - 150,000	0%
\$150,001 - \$200,000	12%
\$200,001 - \$300,000	37%
\$300,001 - \$400,000	28%
\$400,001 - \$600,000	23%
\$600,001 - \$800,000	0%
\$800,001 - \$1,000,000	0%
\$1,000,000+	0%

The average home price is found by adding the value of all sales and dividing by the number of homes.

The median sale price is the midpoint of all sales.

Disclaimer: The information provided herein is deemed accurate but not guaranteed.

Source: Oakville, Milton and District Real Estate Board