

For Immediate Release

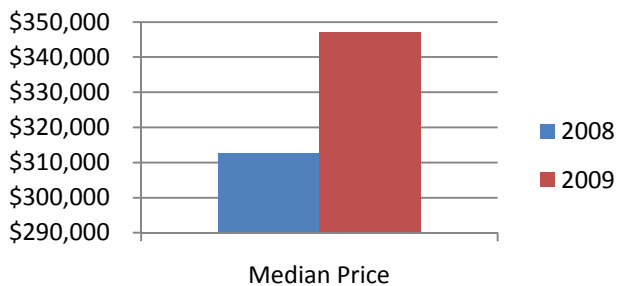
The Oakville, Milton and District Real Estate Board (OMDREB)

September 2009 Real Estate Market

Re-Cap: Milton Market September 2009

Average Price: \$366,559

Median Price: \$347,000



Re-Cap: Milton Market in September 2009

Average Price	Median Price
\$366,559	\$347,000
Residential Type	Units Sold by Type
Detached	72
Semi/Townhouse	66
Apartment/Condo	11
Detached Sales in Milton	
Price Range	% of Sales by Price
\$200,000 - \$300,000	4%
\$300,001 - \$400,000	42%
\$400,001 - \$600,000	47%
\$600,001 - \$800,000	7%
Semi/Townhouse Sales in Milton	
Price Range	% of Sales by Price
\$200,000 - \$300,000	29%
\$300,001 - \$400,000	71%
Apartment/Condo Sales in Milton	
Price Range	% of Sales by Price
\$150,000 - \$200,000	45%
\$200,001 - \$300,000	55%

The average home price is found by adding the value of all sales and dividing by the number of homes.

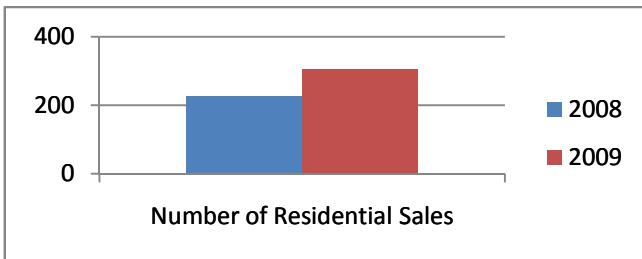

The median sale price is the midpoint of all sales.

Disclaimer: The information provided herein is deemed accurate but not guaranteed.

Source: Oakville, Milton and District Real Estate Board

For Immediate Release

The Oakville, Milton and District Real Estate Board (OMDREB)
September 2009 Real Estate Market



Disclaimer: The information provided herein is deemed accurate but not guaranteed.

Source: Oakville, Milton and District Real Estate Board

Re-Cap: Oakville Market in September 2009	
Average Price	Median Price
\$564,532	\$443,750
Residential Type	Units Sold by Type
Detached	189
Semi/Townhouse	64
Apartment/Condo	53
Detached Sales in Oakville	
Price Range	% of Sales by Price
\$200,000 - \$300,000	1%
\$300,001 - \$400,000	16%
\$400,001 - \$600,000	46%
\$600,001 - \$800,000	19%
\$800,001 - \$1,000,000	9%
\$1,000,000 +	9%
Semi/Townhouse Sales in Oakville	
Price Range	% of Sales by Price
\$200,000 - \$300,000	6%
\$300,001 - \$400,000	75%
\$400,001 - \$600,000	10%
\$600,001 - \$800,000	6%
\$800,001 - \$1,000,000	3%
Apartment/Condo Sales in Oakville	
Price Range	% of Sales by Price
\$150,000 - \$200,000	9%
\$200,001 - \$300,000	53%
\$300,000 - \$400,000	25%
\$400,000 - \$600,000	8%
\$600,000 - \$800,000	4%
\$800,000 - \$1,000,000	0%
\$1,000,000,000 +	1%

The average home price is found by adding the value of all sales and dividing by the number of homes.

The median sale price is the midpoint of all sales.