

For Immediate Release

The Oakville, Milton and District Real Estate Board (OMDREB)

September 2011 Real Estate Market

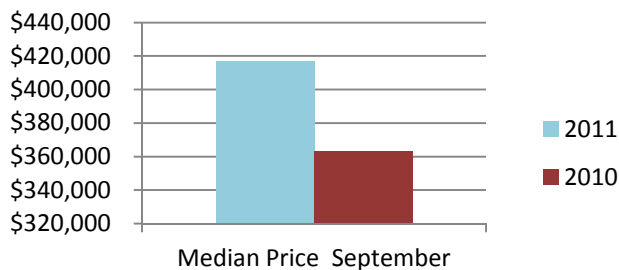
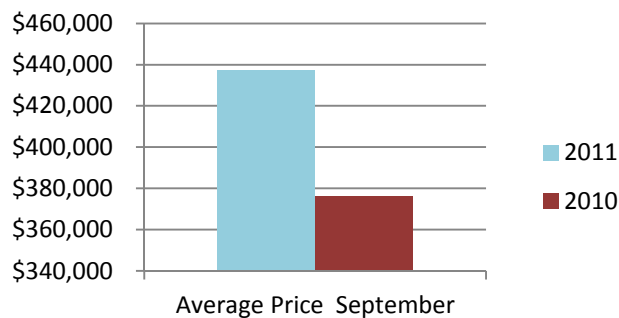
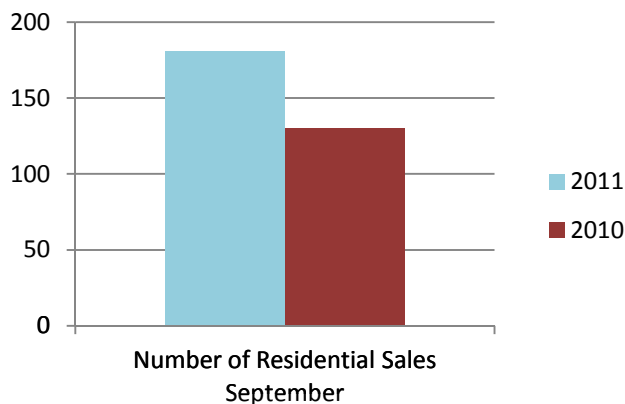
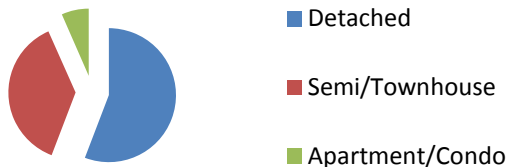
The Oakville, Milton
and District Real Estate Board

Your REALTOR® Connection

Re-Cap: Milton Market September 2011

Average Price: \$487,293

Median Price: \$417,000



Re-Cap: Milton Market in September 2011

Average Price	Median Price
\$437,293	\$417,000
Residential Type	Units Sold by Type
Detached	101
Semi/Townhouse	68
Apartment/Condo	12
Detached Sales in Milton	
Price Range	% of Sales by Price
\$200,001 - \$300,000	3%
\$300,001 - \$400,000	7%
\$400,001 - \$600,000	71%
\$600,001 - \$800,000	19%
\$800,000 - \$1,000,000+	
Semi/Townhouse Sales in Milton	
Price Range	% of Sales by Price
\$20,000 - \$150,000	0%
\$200,001 - \$300,000	9%
\$300,001 - \$400,000	73%
\$400,001 - \$600,000	18%
Apartment/Condo Sales in Milton	
Price Range	% of Sales by Price
\$150,000 - \$200,000	0%
\$200,001 - \$300,000	83%
\$300,001 - \$400,000	17%
\$400,001 - \$600,000	0%

The average home price is found by adding the value of all sales and dividing by the number of homes.

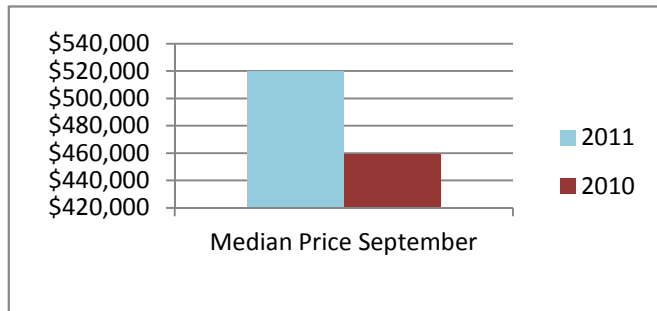
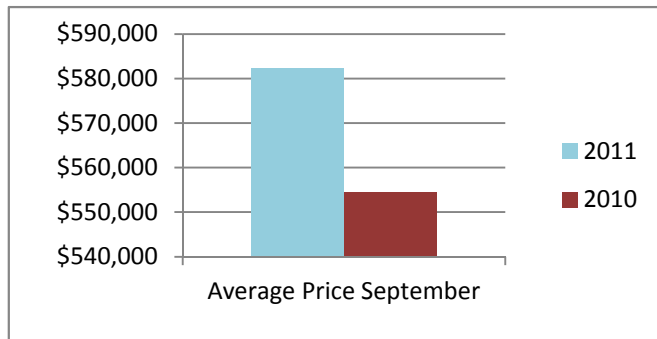
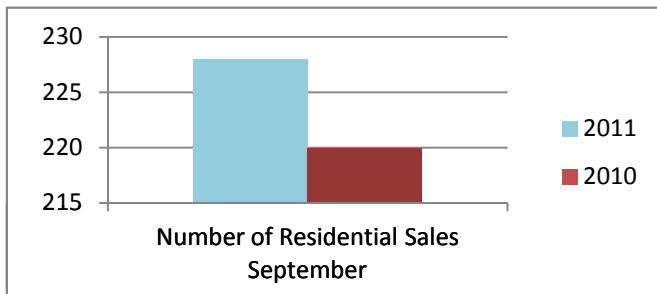

The median sale price is the midpoint of all sales.

Disclaimer: The information provided herein is deemed accurate but not guaranteed.

Source: Oakville, Milton and District Real Estate Board

For Immediate Release

The Oakville, Milton and District Real Estate Board (OMDREB)
September 2011 Real Estate Market



Re-Cap: Oakville Market in September 2011	
Average Price	Median Price
\$582,316	\$519,750
Residential Type	Units Sold by Type
Detached	133
Semi/Townhouse	53
Apartment/Condo	41
Detached Sales in Oakville	
Price Range	% of Sales by Price
\$300,001 - \$400,000	4%
\$400,001 - \$600,000	42%
\$600,001 - \$800,000	30%
\$800,001 - \$1,000,000	11%
\$1,000,000 +	13%
Semi/Townhouse Sales in Oakville	
Price Range	% of Sales by Price
\$150,000-200,000	0%
\$200,000 - \$300,000	0%
\$300,001 - \$400,000	38%
\$400,001 - \$600,000	51%
\$600,001 - \$800,000	9%
\$800,001 - \$1,000,000	2%
\$1,000,000 +	0%
Apartment/Condo Sales in Oakville	
Price Range	% of Sales by Price
\$20,000 - 150,000	0%
\$150,001 - \$200,000	10%
\$200,001 - \$300,000	46%
\$300,001 - \$400,000	32%
\$400,001 - \$600,000	12%
\$600,001 - \$800,000	0%
\$800,001 - \$1,000,000	0%
\$1,000,000+	0%

The average home price is found by adding the value of all sales and dividing by the number of homes.

The median sale price is the midpoint of all sales.

Disclaimer: The information provided herein is deemed accurate but not guaranteed.

Source: Oakville, Milton and District Real Estate Board