



# The Oakville, Milton and District Real Estate Board

**NEWS RELEASE**  
For Immediate Release

## **December 2019 Market Report**

**Oakville, ON, January 9, 2020** – According to figures released January 8 by The Oakville, Milton and District Real Estate Board (OMDREB), the number of all property sales increased in December compared to the same period in 2018. Monthly property sales went up by 35, totaling 362 compared to 327 in December 2018.

The total number of new property listings saw a slight drop by 20 this year: 358 new listings in December 2019 compared to 378 in 2018.

“In 2019, December unit sales finished stronger than 2018 for what is typically a month for slower sales activity. The latest year to date market stats are showing that Average Home Prices for the final month of 2019 continued trending with a modest rise of 2.41% in the Oakville area year over year, while Milton’s Average Home price rose a significant 5.33%. Inventory in the more active, affordable segments of the market remains to have an impact on sale prices. Dollar volume also points to a strong finish for our 2019 market results,” says OMDREB President Richard Weima.

“There is a sense of optimism in the real estate community as we begin this new decade. Any tweaking of the current mortgage rules in the right direction by our Federal government, along with any help provincially, may result in a strong spring real estate market. It could bring more inventory and opportunity for Buyers and Sellers alike.”

The dollar volume of all property sales processed through the OMDREB MLS® system saw an increase of over \$9.3 million compared to last year. The figures in December 2019 sat at \$205,078,841 as opposed to \$195,723,224 in December 2018.

Milton's average sale price for the month of December was \$775,187, an increase of 5.33 percent compared to December 2018 at \$735,946. The average sale price in Oakville was \$1,191,094, up 2.41% from \$1,163,066 compared to the same time in 2018.

### **About The Oakville, Milton and District Real Estate Board (OMDREB)**

The Oakville, Milton and District Real Estate Board represents over 1,800 REALTORS® who serve the communities of Oakville, Milton, Halton Hills and the surrounding areas. OMDREB serves its members through a variety of support and services, including professional development, technology and advocacy.

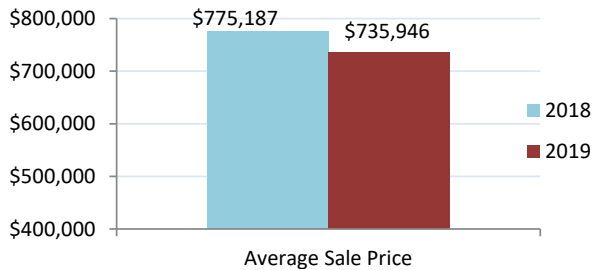
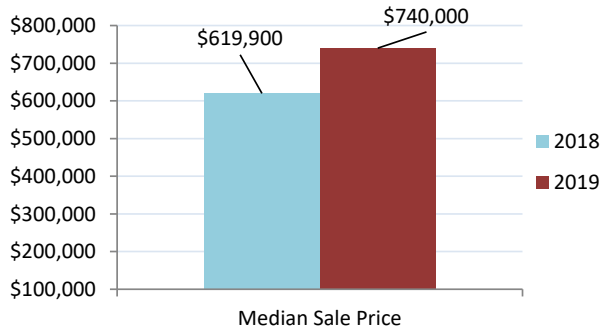
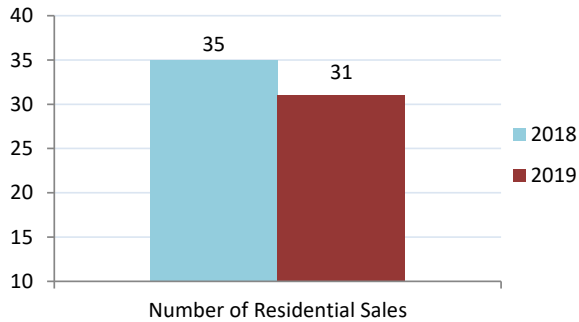
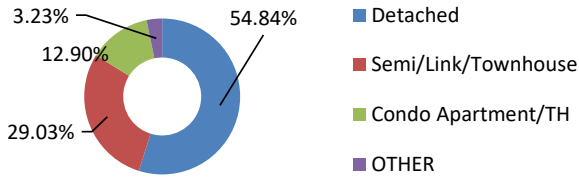
Established in 1954, the Board also champions shelter-based charitable endeavours that are important to the local communities in which its members work and serve. For more information about OMDREB, please visit [www.ondreb.on.ca](http://www.ondreb.on.ca).



# The Oakville, Milton and District Real Estate Board

## December 2019 Market Watch: Milton

### Visual Re-Cap for Milton Market in 2019



Re-Cap for Milton Market in 2019	
<b>Average Sale Price</b>	<b>Median Sale Price</b>
\$735,946	\$740,000
<b>Residential Type</b>	<b>Units Sold by Type</b>
Detached	17
Semi/Link/Townhouse	9
Condo Apartment/TH	4
OTHER	1
<b>TOTAL</b>	<b>31</b>
<b>Detached Sales in Milton</b>	
<b>Price Range</b>	<b>% of Sales by Price</b>
\$700,000 - \$799,000	35.29%
\$800,000 - \$899,000	29.41%
\$900,000 - \$999,000	17.65%
\$1,000,000 - \$1,499,999	17.65%
<b>Semi/Link/Townhouse Sales in Milton</b>	
<b>Price Range</b>	<b>% of Sales by Price</b>
\$600,000 - \$699,000	33.33%
\$700,000 - \$799,000	55.56%
<b>Condo Apartment/TH Sales in Milton</b>	
<b>Price Range</b>	<b>% of Sales by Price</b>
\$500,000 - \$599,000	100.00%
<b>Other Sales in Milton</b>	
<b>Price Range</b>	<b>% of Sales by Price</b>
\$600,000 - \$699,000	100.00%

The median sale price is the midpoint of all sales.

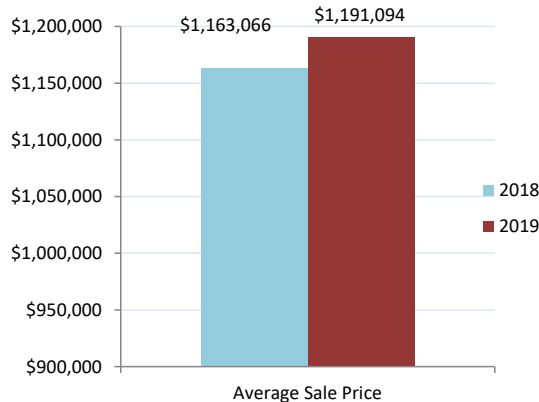
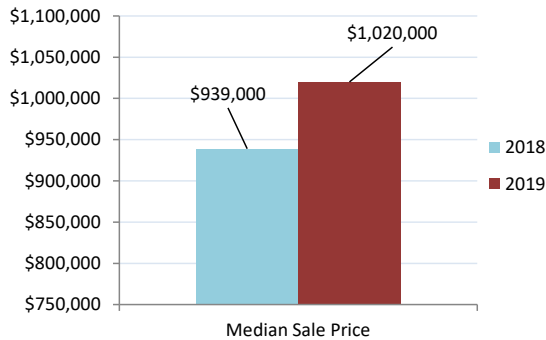
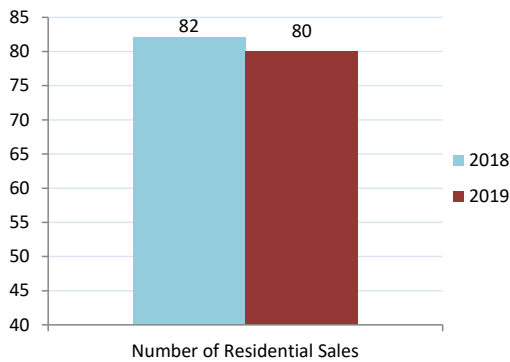
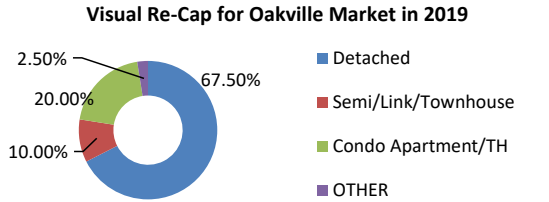
Disclaimer: The information provided herein is deemed accurate but not guaranteed.

Source: The Oakville, Milton and District Real Estate Board



# The Oakville, Milton and District Real Estate Board

## December 2019 Market Watch: Oakville



Re-Cap for Oakville Market in 2019	
<b>Average Sale Price</b>	<b>Median Sale Price</b>
\$1,191,094	\$1,020,000
<b>Residential Type</b>	<b>Units Sold by Type</b>
Detached	54
Semi/Link/Townhouse	8
Condo Apartment/TH	16
OTHER	2
<b>TOTAL</b>	<b>80</b>
<b>Detached Sales in Oakville</b>	
<b>Price Range</b>	<b>% of Sales by Price</b>
\$600,000 - \$699,000	1.85%
\$700,000 - \$799,000	5.56%
\$800,000 - \$899,000	11.11%
\$900,000 - \$999,000	11.11%
\$1,000,000 - \$1,499,999	37.04%
\$1,500,000 - \$1,999,999	12.96%
\$2,000,000 - \$2,499,999	12.96%
\$2,500,000 - \$2,999,999	3.70%
\$3,000,000 - Above	3.70%
<b>Semi/Link/Townhouse Sales in Oakville</b>	
<b>Price Range</b>	<b>% of Sales by Price</b>
\$600,000 - \$699,000	12.50%
\$700,000 - \$799,000	12.50%
\$800,000 - \$899,000	50.00%
\$1,000,000 - \$1,499,999	12.50%
<b>Condo Apartment/TH Sales in Oakville</b>	
<b>Price Range</b>	<b>% of Sales by Price</b>
\$350,000 - \$399,999	6.25%
\$400,000 - \$449,999	18.75%
\$450,000 - \$499,999	6.25%
\$500,000 - \$599,000	12.50%
\$600,000 - \$699,000	25.00%
\$700,000 - \$799,000	6.25%
\$800,000 - \$899,000	6.25%
\$900,000 - \$999,000	12.50%
\$1,000,000 - \$1,499,999	6.25%
<b>Other Sales in Oakville</b>	
<b>Price Range</b>	<b>% of Sales by Price</b>
\$700,000 - \$799,000	50.00%
\$1,000,000 - \$1,499,999	50.00%

The median sale price is the midpoint of all sales.

Disclaimer: The information provided herein is deemed accurate but not guaranteed.

Source: The Oakville, Milton and District Real Estate Board