

# For Immediate Release

The Oakville, Milton and District Real Estate Board (OMDREB)



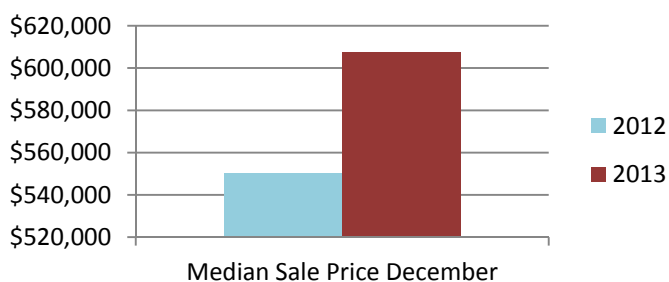
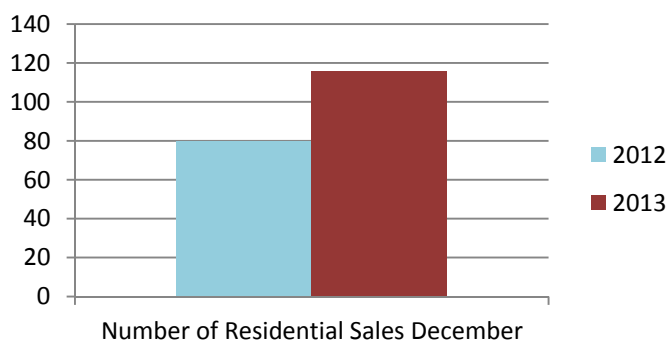

The Oakville, Milton  
and District Real Estate Board

## December 2013 Real Estate Market

### Re-Cap: Oakville Market December 2013

Average Sale Price: \$763,204

Median Sale Price: \$607,400



Re-Cap Oakville Market in December 2013	
<b>Average Sale Price</b>	<b>Median Sale Price</b>
\$763,204	\$607,400
<b>Residential Type</b>	<b>Units Sold by Type</b>
Detached	69
Semi/Link/Townhouse	22
Condo Apartment/TH	25
<b>Detached Sales in Oakville</b>	
<b>Price Range</b>	<b>% of Sales by Price</b>
\$300,001 - \$400,000	1%
\$400,001 - \$600,000	29%
\$600,001 - \$800,000	19%
\$800,001 - \$1,000,000	28%
\$1,000,001 +	23%
<b>Semi/Link/Townhouse Sales in Oakville</b>	
<b>Price Range</b>	<b>% of Sales by Price</b>
\$300,001 - \$400,000	23%
\$400,001 - \$600,000	50%
\$600,001 - \$800,000	18%
\$800,001 - \$1,000,000	4.5%
\$1,000,001 +	4.5%
<b>Condo Apartment/TH Sales in Oakville</b>	
<b>Price Range</b>	<b>% of Sales by Price</b>
\$150,001 - \$200,000	8%
\$200,001 - \$300,000	28%
\$300,001 - \$400,000	20%
\$400,001 - \$600,000	28%
\$600,001 - \$800,000	8%
\$800,001 - \$1,000,000	8%

The average home price is found by adding the value of all sales and dividing by the number of homes.

The median sale price is the midpoint of all sales.

Disclaimer: The information provided herein is deemed accurate but not guaranteed.

Source: The Oakville, Milton and District Real Estate Board