

For Immediate Release

The Oakville, Milton and District Real Estate Board (OMDREB)



The Oakville, Milton
and District Real Estate Board

May 2016 Real Estate Market

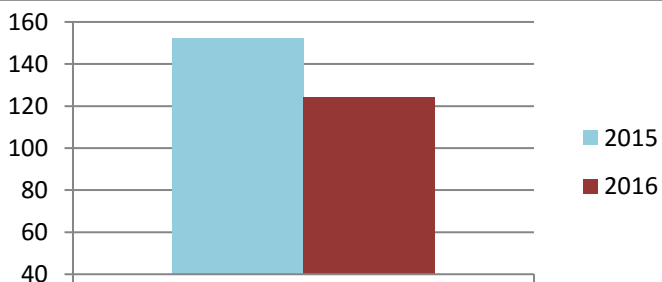
Re-Cap: Milton Market May 2016

Average Sale Price: \$653,928

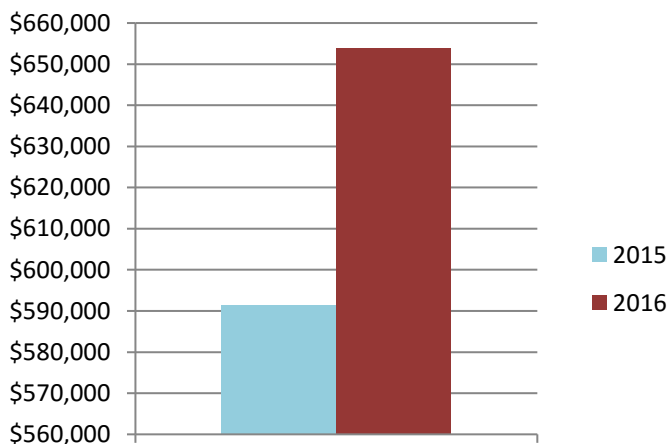
Median Sale Price: \$631,000



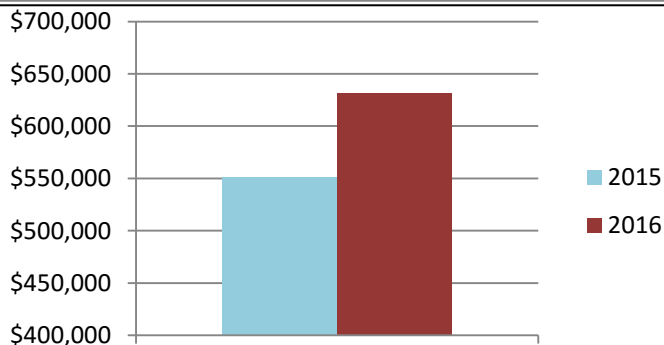
- Detached
- Semi/Link/Townhouse
- Condo Apartment/TH



Number of Residential Sales May



Average Sale Price May



Median Sale Price May

Re-Cap Milton Market in May 2016	
Average Sale Price	Median Sale Price
\$653,928	\$631,000
Residential Type	Units Sold by Type
Detached	68
Semi/Link/Townhouse	34
Condo Apartment/TH	7
OTHER	15
Detached Sales in Milton	
Price Range	% of Sales by Price
\$400,001 - \$600,000	11.76%
\$600,001 - \$800,000	47.48%
\$800,001 - \$1,000,000	30.88%
\$1,000,001 +	9.88%
Semi/Link/Townhouse Sales in Milton	
Price Range	% of Sales by Price
\$400,001 - \$600,000	79.41%
\$600,001 - \$800,000	20.59%
Condo Apartment/TH Sales in Milton	
Price Range	% of Sales by Price
\$200,001 - \$300,000	25.00%
\$300,001 - \$400,000	75.00%
Other Sales in Milton	
Price Range	% of Sales by Price
\$200,001 - \$300,000	28.57%
\$400,001 - \$600,000	42.86%
\$600,001 - \$800,000	28.57%

The average home price is found by adding the value of all sales and dividing by the number of homes.

The median sale price is the midpoint of all sales.

Disclaimer: The information provided herein is deemed accurate but not guaranteed.

Source: The Oakville, Milton and District Real Estate Board