

For Immediate Release

The Oakville, Milton and District Real Estate Board (OMDREB)



The Oakville, Milton
and District Real Estate Board

May 2016 Real Estate Market

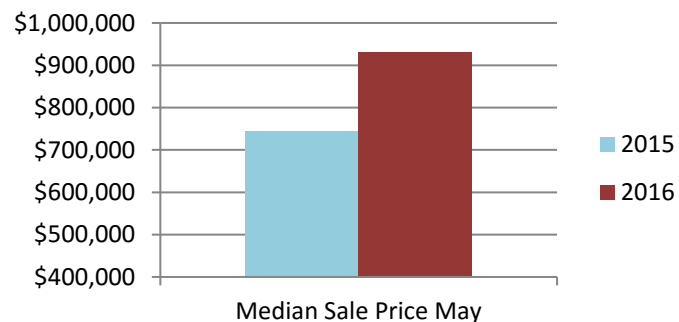
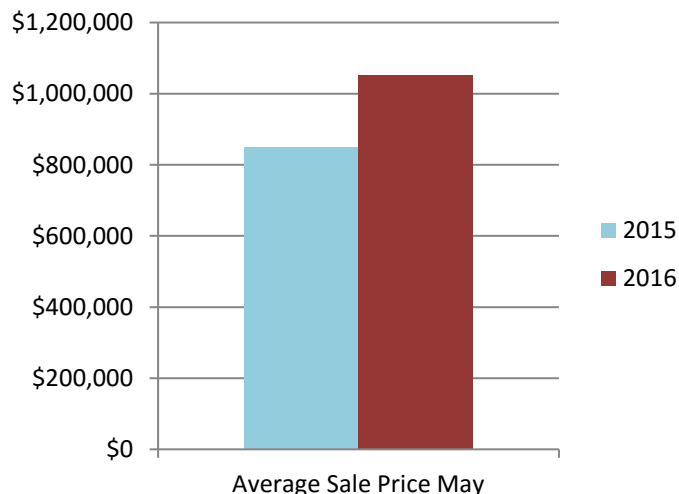
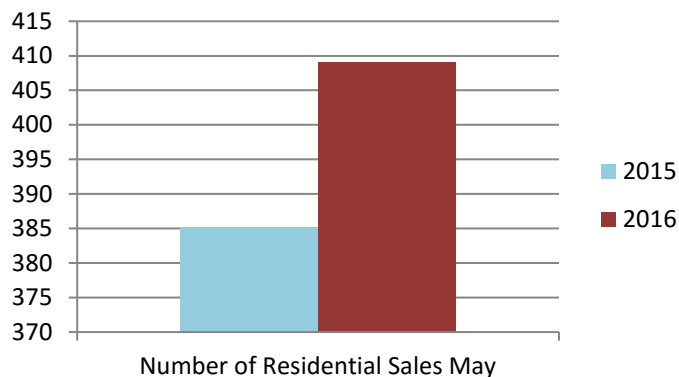
Re-Cap: Oakville Market May 2016

Average Sale Price: \$1,051,881

Median Sale Price: \$930,500



- Detached
- Semi/Link/Townhouse
- Condo Apartment/TH
- Other Sales in Oakville



Re-Cap Oakville Market in May 2016

Average Sale Price	Median Sale Price
\$1,051,881	\$930,500
Residential Type	Units Sold by Type
Detached	268
Semi/Link/Townhouse	69
Condo Apartment/TH	66
Other Sales in Oakville	6
Detached Sales in Oakville	
Price Range	% of Sales by Price
\$600,001 - \$800,000	9.33%
\$800,001 - \$1,000,000	23.88%
\$1,000,001 +	66.79%
Semi/Link/Townhouse Sales in Oakville	
Price Range	% of Sales by Price
\$400,001 - \$600,000	27.54%
\$600,001 - \$800,000	50.72%
\$800,001 - \$1,000,000	10.14%
\$1,000,001 +	11.60%
Condo Apartment/TH Sales in Oakville	
Price Range	% of Sales by Price
\$150,001 - \$200,000	1.52%
\$200,001 - \$300,000	27.27%
\$300,001 - \$400,000	22.73%
\$400,001 - \$600,000	16.67%
\$600,001 - \$800,000	22.71%
\$800,001 - \$1,000,000	4.55%
\$1,000,001 +	4.55%
Other Sales in Oakville	
Price Range	% of Sales by Price
\$400,001 - \$600,000	66.67%
\$600,001 - \$800,000	33.33%

The median sale price is the midpoint of all sales.

Disclaimer: The information provided herein is deemed accurate but not guaranteed.

Source: The Oakville, Milton and District Real Estate Board