

**For Immediate Release**  
 The Oakville, Milton and District  
 Real Estate Board (OMDREB)



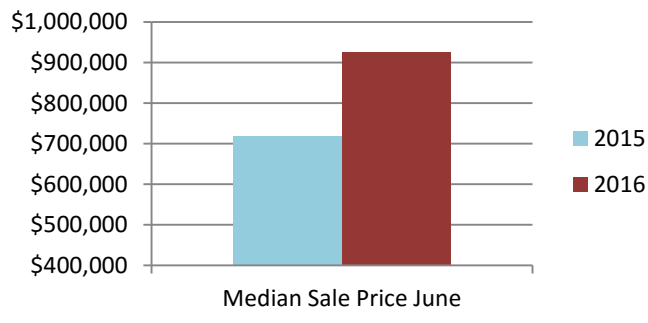
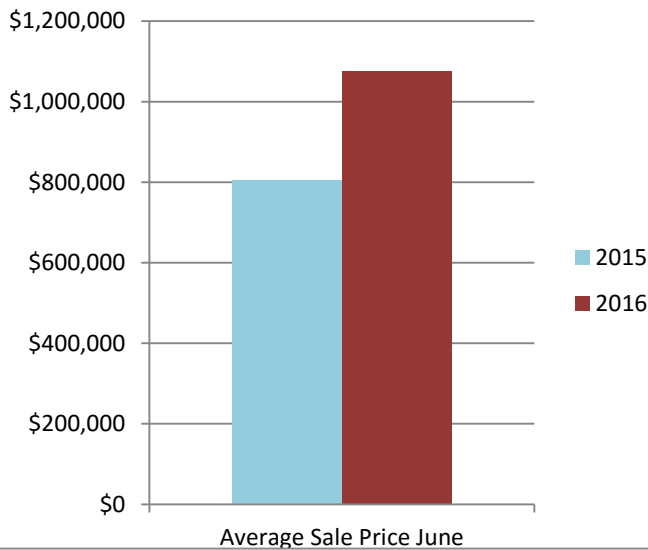
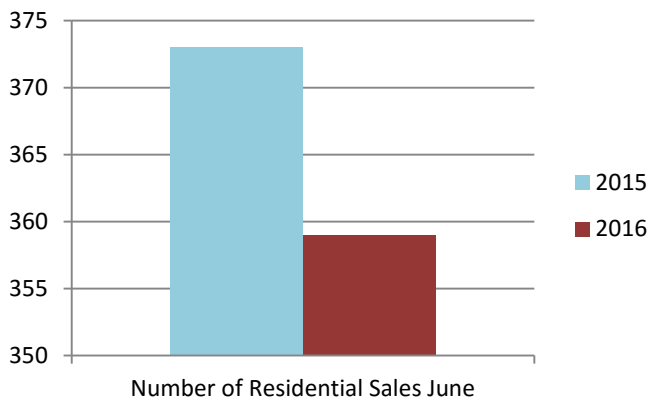
**The Oakville, Milton  
 and District Real Estate Board**

**June 2016 Real Estate Market**

**Re-Cap: Oakville Market June 2016**  
**Average Sale Price: \$1,075,178**  
**Median Sale Price: \$925,000**



- Detached
- Semi/Link/Townhouse
- Condo Apartment/TH
- Other Sales in Oakville



Re-Cap Oakville Market in June 2016	
<b>Average Sale Price</b>	<b>Median Sale Price</b>
\$1,075,178	\$925,000
<b>Residential Type</b>	<b>Units Sold by Type</b>
Detached	232
Semi/Link/Townhouse	58
Condo Apartment/TH	61
Other Sales in Oakville	8
<b>Detached Sales in Oakville</b>	
<b>Price Range</b>	<b>% of Sales by Price</b>
\$400,001 - \$600,000	0.43%
\$600,001 - \$800,000	10.34%
\$800,001 - \$1,000,000	26.30%
\$1,000,001 +	62.93%
<b>Semi/Link/Townhouse Sales in Oakville</b>	
<b>Price Range</b>	<b>% of Sales by Price</b>
\$400,001 - \$600,000	32.76%
\$600,001 - \$800,000	53.45%
\$800,001 - \$1,000,000	8.62%
\$1,000,001 +	5.17%
<b>Condo Apartment/TH Sales in Oakville</b>	
<b>Price Range</b>	<b>% of Sales by Price</b>
\$150,001 - \$200,000	1.64%
\$200,001 - \$300,000	8.20%
\$300,001 - \$400,000	26.23%
\$400,001 - \$600,000	29.50%
\$600,001 - \$800,000	21.31%
\$800,001 - \$1,000,000	6.56%
\$1,000,001 +	6.56%
<b>Other Sales in Oakville</b>	
<b>Price Range</b>	<b>% of Sales by Price</b>
\$400,001 - \$600,000	25.00%
\$600,001 - \$800,000	37.50%
\$800,001 - \$1,000,000	25.00%
\$1,000,001 +	12.50%

The median sale price is the midpoint of all sales.

Disclaimer: The information provided herein is deemed accurate but not guaranteed.

Source: The Oakville, Milton and District Real Estate Board