

For Immediate Release

The Oakville, Milton and District Real Estate Board (OMDREB)



The Oakville, Milton
and District Real Estate Board

July 2016 Real Estate Market

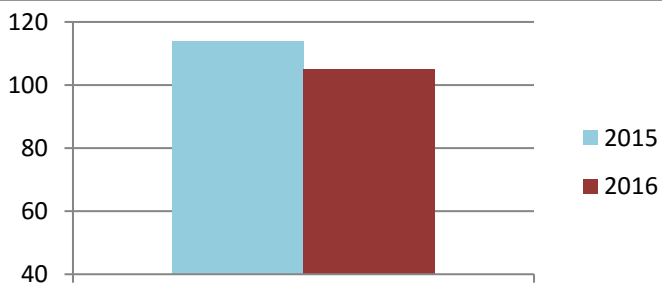
Re-Cap: Milton Market July 2016

Average Sale Price: \$682,931

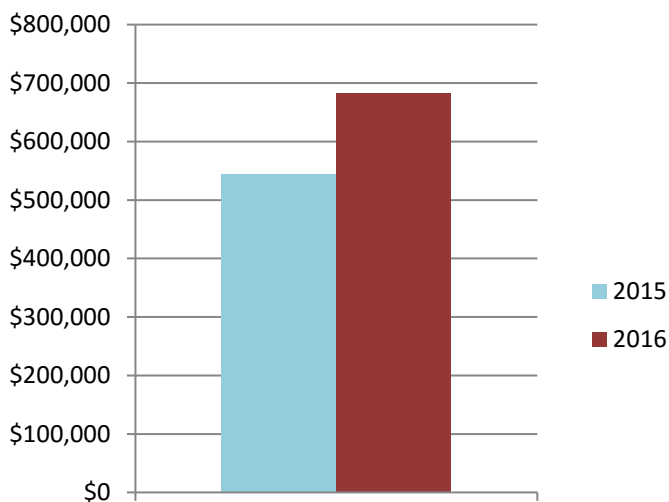
Median Sale Price: \$650,000,



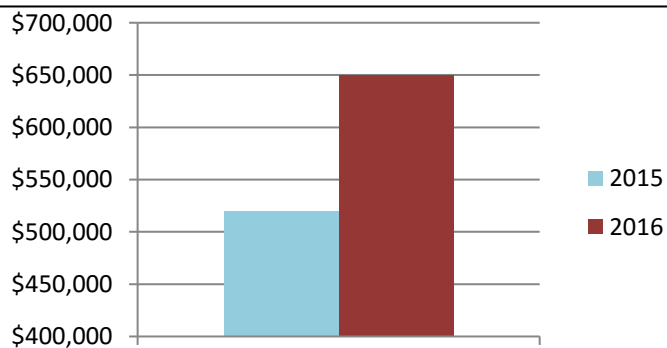
■ Detached
■ Semi/Link/Townhouse
■ Condo Apartment/TH



Number of Residential Sales July



Average Sale Price July



Median Sale Price July

Re-Cap Milton Market in July 2016	
Average Sale Price	Median Sale Price
\$682,931	\$650,000
Residential Type	Units Sold by Type
Detached	62
Semi/Link/Townhouse	16
Condo Apartment/TH	6
OTHER	21
Detached Sales in Milton	
Price Range	% of Sales by Price
\$400,001 - \$600,000	8.06%
\$600,001 - \$800,000	61.29%
\$800,001 - \$1,000,000	16.13%
\$1,000,001 +	14.52%
Semi/Link/Townhouse Sales in Milton	
Price Range	% of Sales by Price
\$400,001 - \$600,000	12.50%
\$600,001 - \$800,000	87.50%
Condo Apartment/TH Sales in Milton	
Price Range	% of Sales by Price
\$200,001 - \$300,000	33.33%
\$300,001 - \$400,000	33.33%
\$400,001 - \$600,000	16.67%
\$600,001 - \$800,000	16.67%
Other Sales in Milton	
Price Range	% of Sales by Price
\$300,001 - \$400,000	4.76%
\$400,001 - \$600,000	80.95%
\$600,001 - \$800,000	14.29%

The average home price is found by adding the value of all sales and dividing by the number of homes.

The median sale price is the midpoint of all sales.

Disclaimer: The information provided herein is deemed accurate but not guaranteed.

Source: The Oakville, Milton and District Real Estate Board