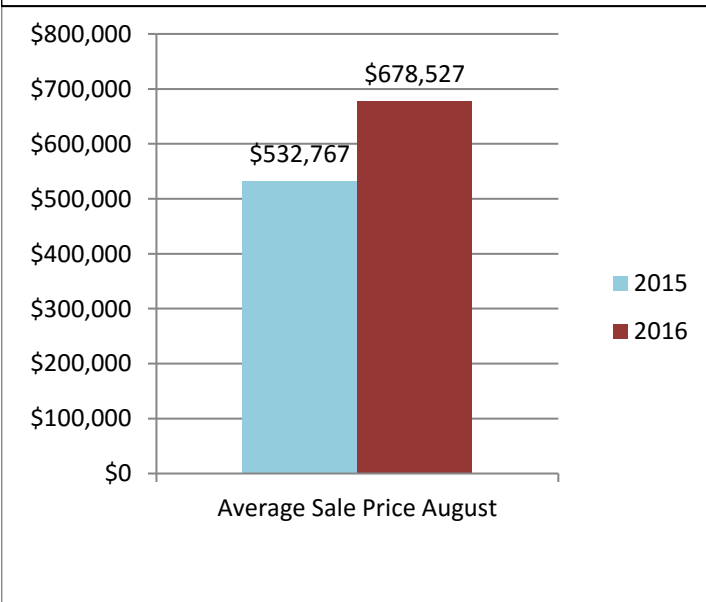
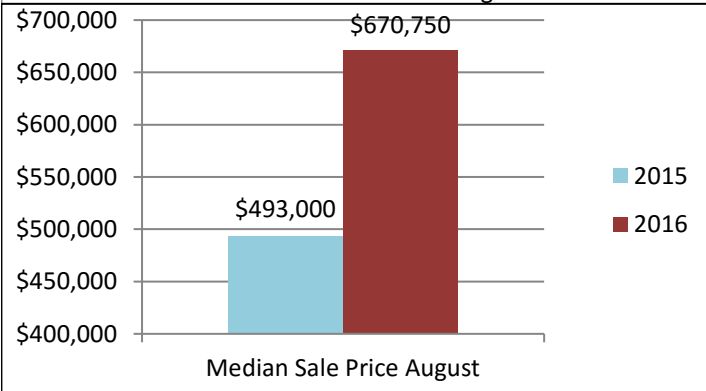
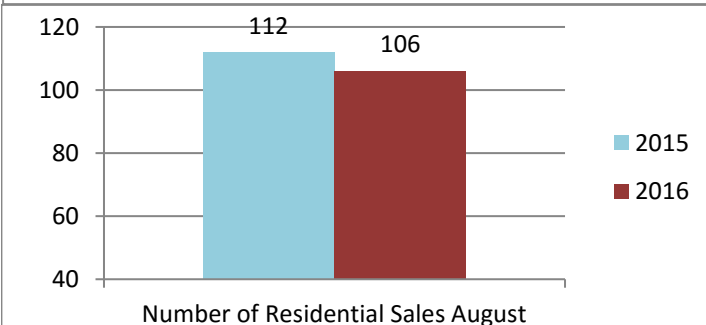
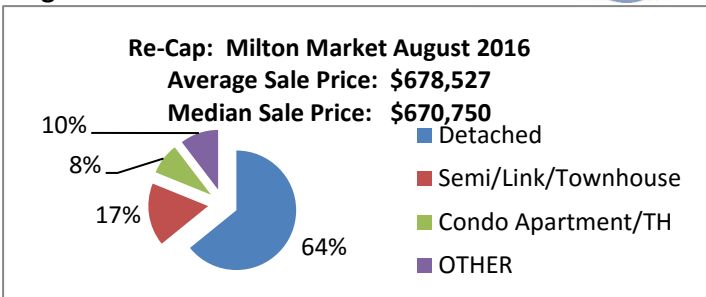




August 2016 Real Estate Market



Re-Cap Milton Market in August 2016	
Average Sale Price	Median Sale Price
\$678,527	\$670,750
Residential Type	Units Sold by Type
Detached	68
Semi/Link/Townhouse	18
Condo Apartment/TH	9
OTHER	11
TOTALS	106
Detached Sales in Milton	
Price Range	% of Sales by Price
\$20,001 - \$150,000	1.48%
\$400,001 - \$600,000	11.76%
\$600,001 - \$800,000	44.12%
\$800,001 - \$1,000,000	30.88%
\$1,000,001 +	11.76%
Semi/Link/Townhouse Sales in Milton	
Price Range	% of Sales by Price
\$400,001 - \$600,000	44.44%
\$600,001 - \$800,000	55.56%
Condo Apartment/TH Sales in Milton	
Price Range	% of Sales by Price
\$200,001 - \$300,000	33.33%
\$300,001 - \$400,000	44.45%
\$400,001 - \$600,000	22.22%
Other Sales in Milton	
Price Range	% of Sales by Price
\$300,001 - \$400,000	18.18%
\$400,001 - \$600,000	81.82%

The average home price is found by adding the value of all sales and dividing by the number of homes.

The median sale price is the midpoint of all sales.

Disclaimer: The information provided herein is deemed accurate but not guaranteed.

Source: The Oakville, Milton and District Real Estate Board