

For Immediate Release

The Oakville, Milton and District Real Estate Board (OMDREB)



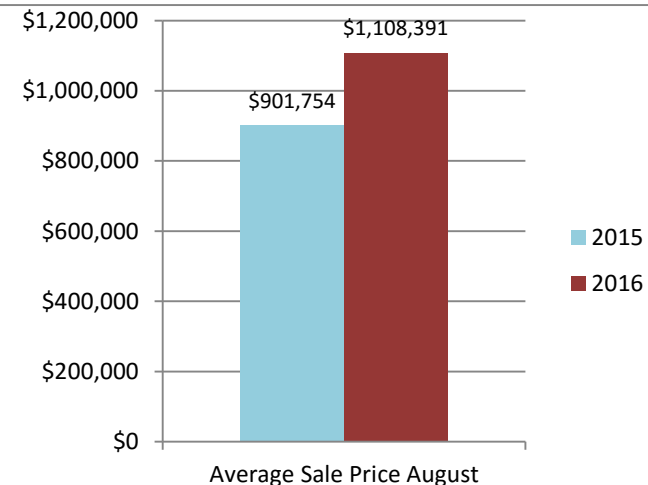
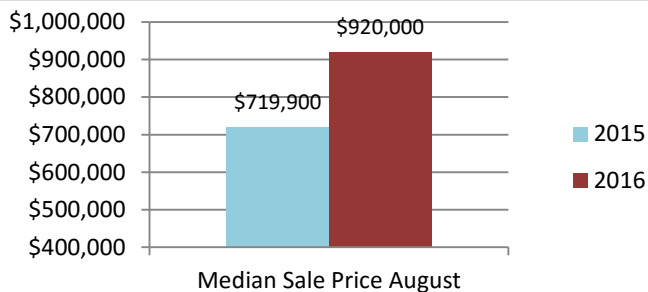
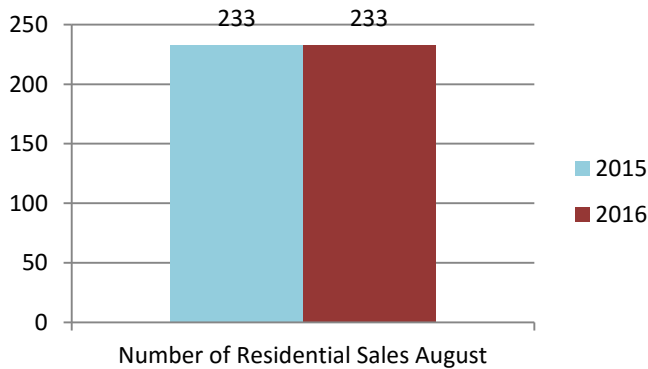
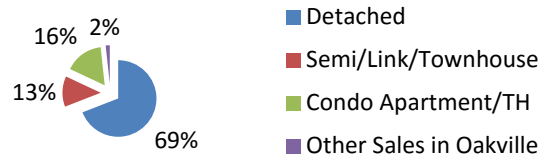
The Oakville, Milton and District Real Estate Board

August 2016 Real Estate Market

Re-Cap: Oakville Market August 2016

Average Sale Price: \$1,108,391

Median Sale Price: \$920,000



Re-Cap Oakville Market in August 2016	
Average Sale Price	Median Sale Price
\$1,108,391	\$920,000
Residential Type	Units Sold by Type
Detached	161
Semi/Link/Townhouse	30
Condo Apartment/TH	38
Other Sales in Oakville	4
Total	233
Detached Sales in Oakville	
Price Range	% of Sales by Price
\$600,001 - \$800,000	12.42%
\$800,001 - \$1,000,000	24.84%
\$1,000,001 +	62.74%
Semi/Link/Townhouse Sales in Oakville	
Price Range	% of Sales by Price
\$400,001 - \$600,000	23.33%
\$600,001 - \$800,000	46.67%
\$800,001 - \$1,000,000	20.00%
\$1,000,001 +	10.00%
Condo Apartment/TH Sales in Oakville	
Price Range	% of Sales by Price
\$200,001 - \$300,000	13.16%
\$300,001 - \$400,000	21.05%
\$400,001 - \$600,000	44.74%
\$600,001 - \$800,000	10.53%
\$800,001 - \$1,000,000	5.26%
\$1,000,001 +	5.26%
Other Sales in Oakville	
Price Range	% of Sales by Price
\$400,001 - \$600,000	25.00%
\$600,001 - \$800,000	25.00%
\$800,001 - \$1,000,000	50.00%

The median sale price is the midpoint of all sales.

Disclaimer: The information provided herein is deemed accurate but not guaranteed.

Source: The Oakville, Milton and District Real Estate Board