

For Immediate Release

The Oakville, Milton and District Real Estate Board (OMDREB)



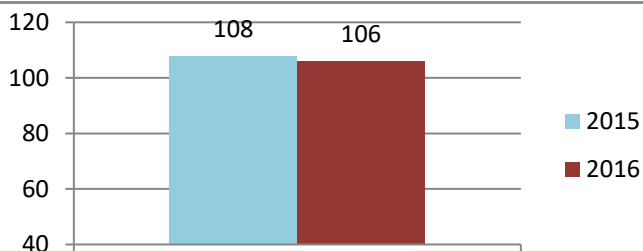
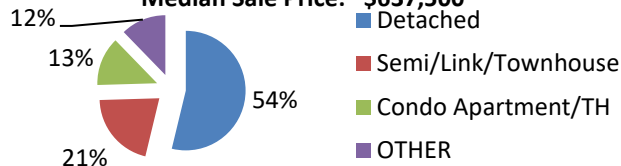
The Oakville, Milton
and District Real Estate Board

September 2016 Real Estate Market

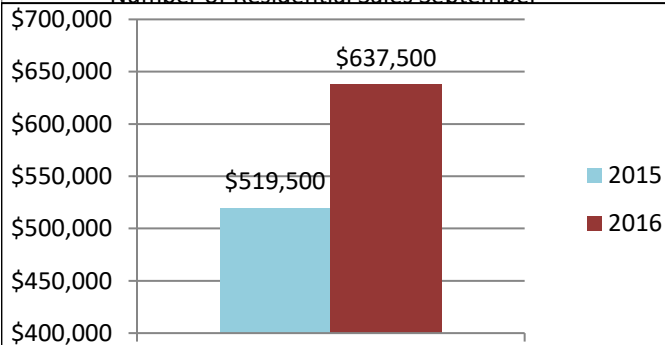
Re-Cap: Milton Market September 2016

Average Sale Price: \$652,372

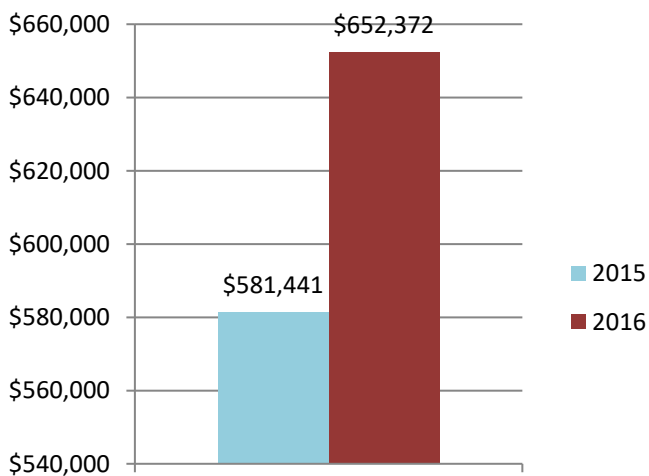
Median Sale Price: \$637,500



Number of Residential Sales September



Median Sale Price September



Average Sale Price September

Re-Cap Milton Market in September 2016	
Average Sale Price	Median Sale Price
\$652,372	\$637,500
Residential Type	Units Sold by Type
Detached	57
Semi/Link/Townhouse	22
Condo Apartment/TH	14
OTHER	13
TOTALS	106
Detached Sales in Milton	
Price Range	% of Sales by Price
\$400,001 - \$600,000	17.54%
\$600,001 - \$800,000	45.62%
\$800,001 - \$1,000,000	28.07%
\$1,000,001 +	8.77%
Semi/Link/Townhouse Sales in Milton	
Price Range	% of Sales by Price
\$400,001 - \$600,000	77.27%
\$600,001 - \$800,000	22.73%
Condo Apartment/TH Sales in Milton	
Price Range	% of Sales by Price
\$200,001 - \$300,000	64.29%
\$300,001 - \$400,000	28.57%
\$400,001 - \$600,000	7.14%
Other Sales in Milton	
Price Range	% of Sales by Price
\$300,001 - \$400,000	15.38%
\$400,001 - \$600,000	84.62%

The average home price is found by adding the value of all sales and dividing by the number of homes.

The median sale price is the midpoint of all sales.

Disclaimer: The information provided herein is deemed accurate but not guaranteed.

Source: The Oakville, Milton and District Real Estate Board