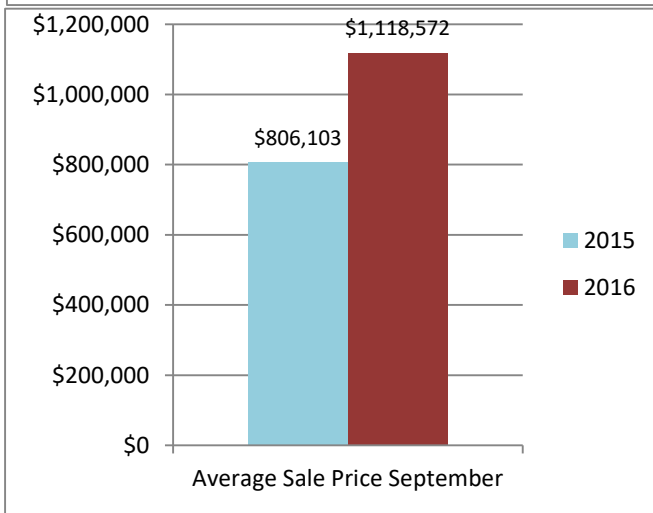
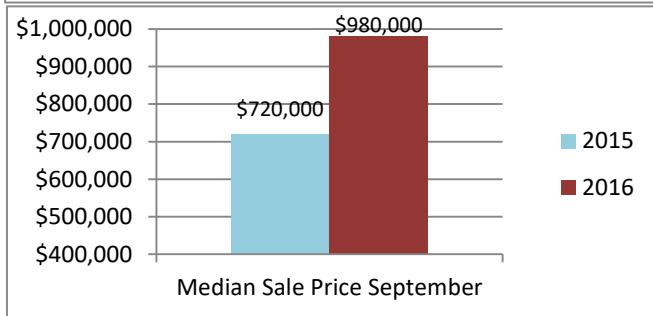
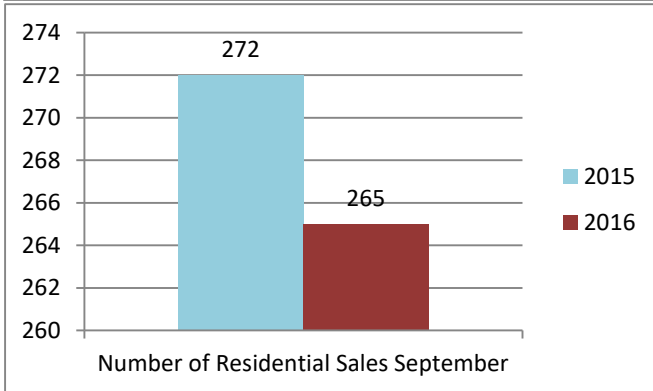
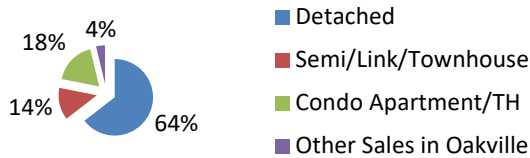




September 2016 Real Estate Market

Re-Cap: Oakville Market September 2016
 Average Sale Price: **\$1,118,572**
 Median Sale Price: **\$980,000**



Re-Cap Oakville Market in September 2016	
Average Sale Price	Median Sale Price
\$1,118,572	\$980,000
Residential Type	Units Sold by Type
Detached	171
Semi/Link/Townhouse	36
Condo Apartment/TH	48
Other Sales in Oakville	10
Total	265
Detached Sales in Oakville	
Price Range	% of Sales by Price
\$600,001 - \$800,000	15.20%
\$800,001 - \$1,000,000	23.40%
\$1,000,001 +	61.40%
Semi/Link/Townhouse Sales in Oakville	
Price Range	% of Sales by Price
\$400,001 - \$600,000	5.56%
\$600,001 - \$800,000	61.11%
\$800,001 - \$1,000,000	25.00%
\$1,000,001 +	8.33%
Condo Apartment/TH Sales in Oakville	
Price Range	% of Sales by Price
\$200,001 - \$300,000	4.17%
\$300,001 - \$400,000	25.00%
\$400,001 - \$600,000	33.33%
\$600,001 - \$800,000	12.50%
\$800,001 - \$1,000,000	10.42%
\$1,000,001 +	14.58%
Other Sales in Oakville	
Price Range	% of Sales by Price
\$400,001 - \$600,000	80.00%
\$600,001 - \$800,000	10.00%
\$800,001 - \$1,000,000	10.00%

The median sale price is the midpoint of all sales.

Disclaimer: The information provided herein is deemed accurate but not guaranteed.

Source: The Oakville, Milton and District Real Estate Board