

For Immediate Release
The Oakville, Milton and District
Real Estate Board (OMDREB)



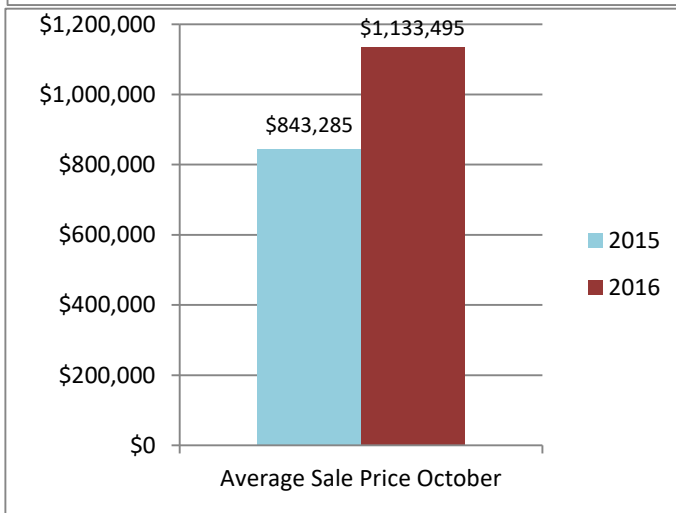
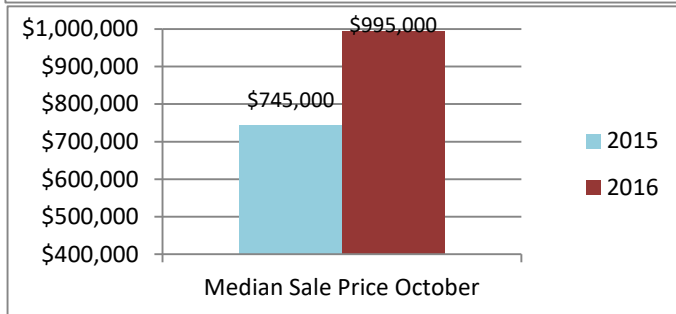
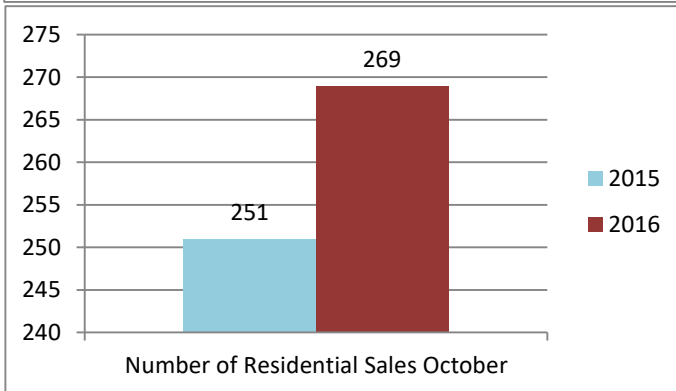
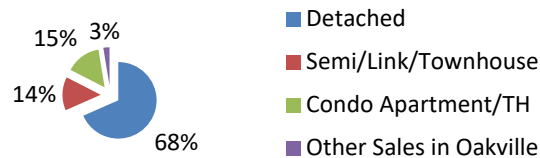
The Oakville, Milton
and District Real Estate Board

October 2016 Real Estate Market

Re-Cap: Oakville Market October 2016

Average Sale Price: \$1,133,495

Median Sale Price: \$995,000



Re-Cap Oakville Market in October 2016	
Average Sale Price	Median Sale Price
\$1,133,495	\$995,000
Residential Type	Units Sold by Type
Detached	184
Semi/Link/Townhouse	38
Condo Apartment/TH	40
Other Sales in Oakville	7
Total	269
Detached Sales in Oakville	
Price Range	% of Sales by Price
\$600,001 - \$800,000	5.43%
\$800,001 - \$1,000,000	25.00%
\$1,000,001 +	69.57%
Semi/Link/Townhouse Sales in Oakville	
Price Range	% of Sales by Price
\$400,001 - \$600,000	10.53%
\$600,001 - \$800,000	65.79%
\$800,001 - \$1,000,000	18.42%
\$1,000,001 +	5.26%
Condo Apartment/TH Sales in Oakville	
Price Range	% of Sales by Price
\$200,001 - \$300,000	10.00%
\$300,001 - \$400,000	12.50%
\$400,001 - \$600,000	47.50%
\$600,001 - \$800,000	12.50%
\$800,001 - \$1,000,000	10.00%
\$1,000,001 +	7.50%
Other Sales in Oakville	
Price Range	% of Sales by Price
\$400,001 - \$600,000	28.57%
\$600,001 - \$800,000	57.14%
\$1,000,001 +	14.29%

The median sale price is the midpoint of all sales.

Disclaimer: The information provided herein is deemed accurate but not guaranteed.

Source: The Oakville, Milton and District Real Estate Board