

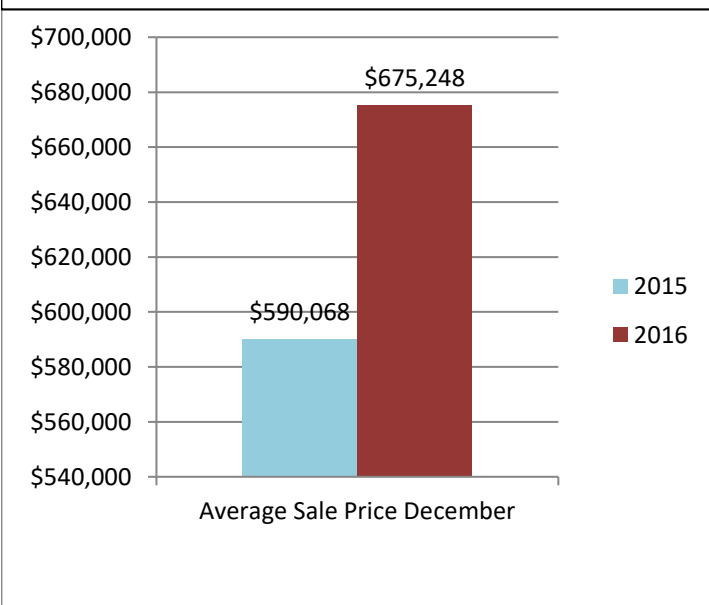
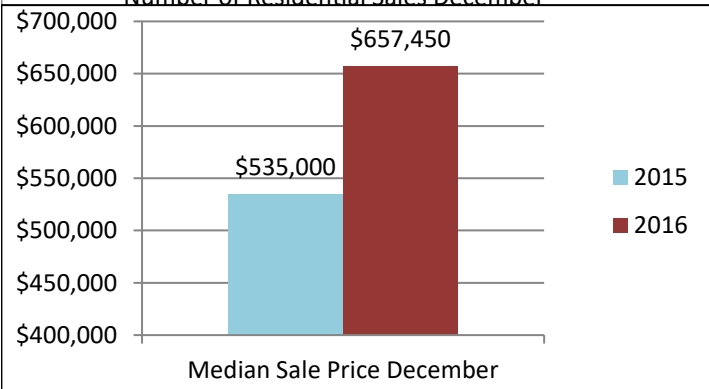
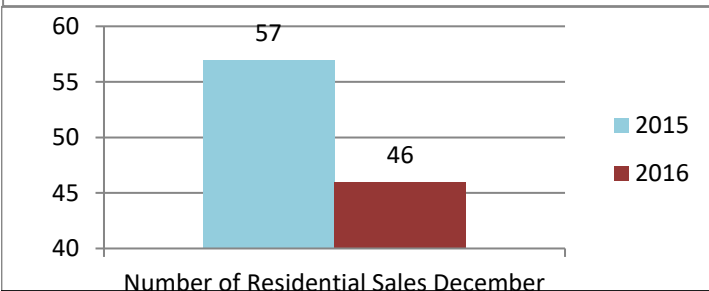
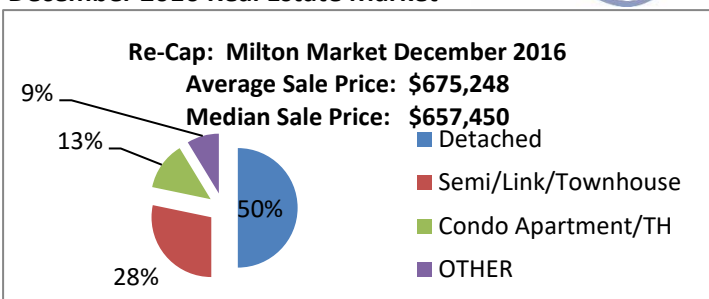
For Immediate Release

The Oakville, Milton and District Real Estate Board (OMDREB)



The Oakville, Milton
and District Real Estate Board

December 2016 Real Estate Market



Re-Cap Milton Market in December 2016	
Average Sale Price	Median Sale Price
\$675,248	\$657,450
Residential Type	Units Sold by Type
Detached	23
Semi/Link/Townhouse	13
Condo Apartment/TH	6
OTHER	4
TOTALS	46
Detached Sales in Milton	
Price Range	% of Sales by Price
\$400,001 - \$600,000	4.35%
\$600,001 - \$800,000	56.52%
\$800,001 - \$1,000,000	26.09%
\$1,000,001 +	13.04%
Semi/Link/Townhouse Sales in Milton	
Price Range	% of Sales by Price
\$400,001 - \$600,000	15.38%
\$600,001 - \$800,000	84.62%
Condo Apartment/TH Sales in Milton	
Price Range	% of Sales by Price
\$300,001 - \$400,000	50.00%
\$400,001 - \$600,000	20.00%
Other Sales in Milton	
Price Range	% of Sales by Price
\$400,001 - \$600,000	100.00%

The average home price is found by adding the value of all sales and dividing by the number of homes.

The median sale price is the midpoint of all sales.

Disclaimer: The information provided herein is deemed accurate but not guaranteed.

Source: The Oakville, Milton and District Real Estate Board