

For Immediate Release
The Oakville, Milton and District
Real Estate Board (OMDREB)



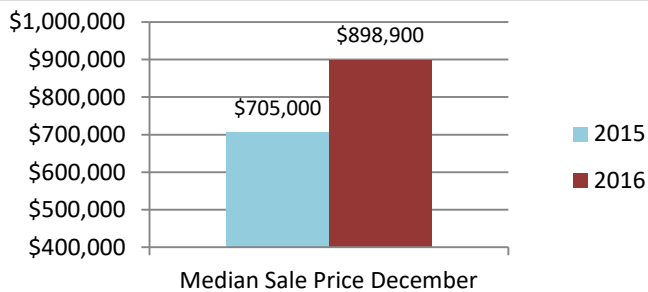
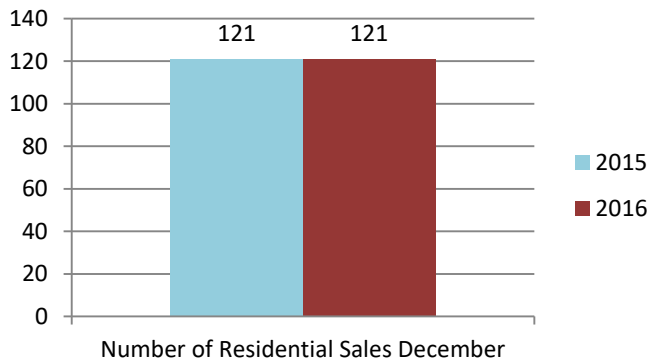
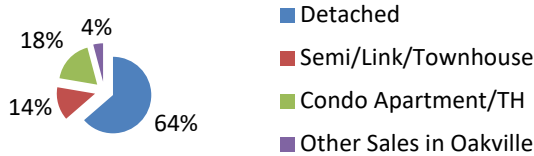
The Oakville, Milton
and District Real Estate Board

December 2016 Real Estate Market

Re-Cap: Oakville Market December 2016

Average Sale Price: \$1,089,000

Median Sale Price: \$898,900



Re-Cap Oakville Market in December 2016	
Average Sale Price	Median Sale Price
\$1,089,000	\$898,900
Residential Type	Units Sold by Type
Detached	77
Semi/Link/Townhouse	17
Condo Apartment/TH	22
Other Sales in Oakville	5
Total	121
Detached Sales in Oakville	
Price Range	% of Sales by Price
\$600,001 - \$800,000	5.19%
\$800,001 - \$1,000,000	25.97%
\$1,000,001 +	68.84%
Semi/Link/Townhouse Sales in Oakville	
Price Range	% of Sales by Price
\$600,001 - \$800,000	88.24%
\$800,001 - \$1,000,000	5.88%
\$1,000,001 +	5.88%
Condo Apartment/TH Sales in Oakville	
Price Range	% of Sales by Price
\$200,001 - \$300,000	4.55%
\$300,001 - \$400,000	22.73%
\$400,001 - \$600,000	40.91%
\$600,001 - \$800,000	22.73%
\$800,001 - \$1,000,000	4.55%
\$1,000,001 +	4.55%
Other Sales in Oakville	
Price Range	% of Sales by Price
\$400,001 - \$600,000	40.00%
\$600,001 - \$800,000	60.00%

The median sale price is the midpoint of all sales.

Disclaimer: The information provided herein is deemed accurate but not guaranteed.

Source: The Oakville, Milton and District Real Estate Board