

For Immediate Release

The Oakville, Milton and District Real Estate Board (OMDREB)



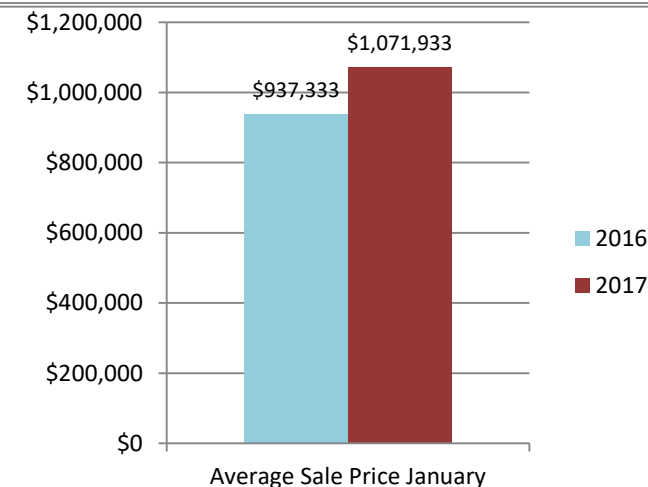

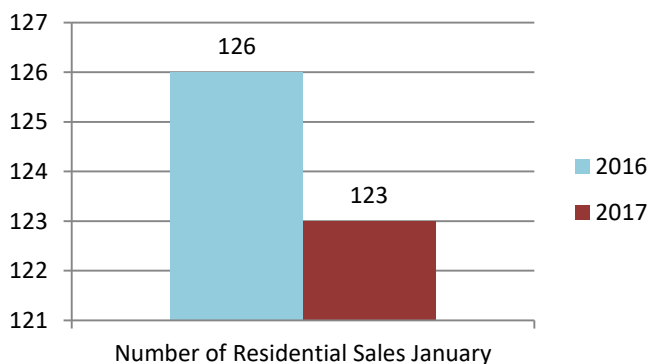
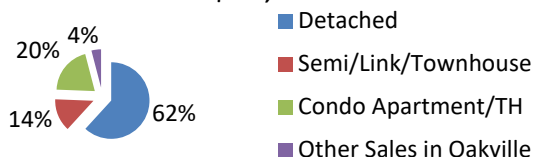
The Oakville, Milton and District Real Estate Board

January 2017 Real Estate Market

Re-Cap: Oakville Market January 2017

Average Sale Price: \$1,071,933

Median Sale Price: \$988,500



Re-Cap Oakville Market in January 2017	
Average Sale Price	Median Sale Price
\$1,071,933	\$988,500
Residential Type	Units Sold by Type
Detached	76
Semi/Link/Townhouse	17
Condo Apartment/TH	25
Other Sales in Oakville	5
Total	123
Detached Sales in Oakville	
Price Range	% of Sales by Price
\$400,001 - \$600,000	1.32%
\$600,001 - \$800,000	7.89%
\$800,001 - \$1,000,000	17.11%
\$1,000,001 +	73.68%
Semi/Link/Townhouse Sales in Oakville	
Price Range	% of Sales by Price
\$400,001 - \$600,000	5.88%
\$600,001 - \$800,000	52.94%
\$800,001 - \$1,000,000	29.41%
\$1,000,001 +	11.76%
Condo Apartment/TH Sales in Oakville	
Price Range	% of Sales by Price
\$200,001 - \$300,000	4.00%
\$300,001 - \$400,000	36.00%
\$400,001 - \$600,000	36.00%
\$600,001 - \$800,000	12.00%
\$800,001 - \$1,000,000	8.00%
\$1,000,001 +	4.00%
Other Sales in Oakville	
Price Range	% of Sales by Price
\$400,001 - \$600,000	20.00%
\$600,001 - \$800,000	40.00%
\$800,001 - \$1,000,000	20.00%
\$1,000,000+	20.00%

The median sale price is the midpoint of all sales.

Disclaimer: The information provided herein is deemed accurate but not guaranteed.

Source: The Oakville, Milton and District Real Estate Board