

For Immediate Release
The Oakville, Milton and District
Real Estate Board (OMDREB)



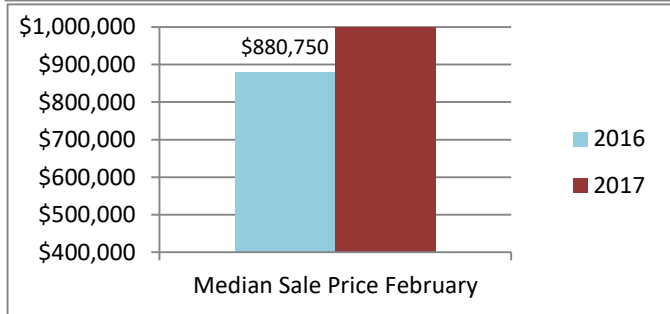
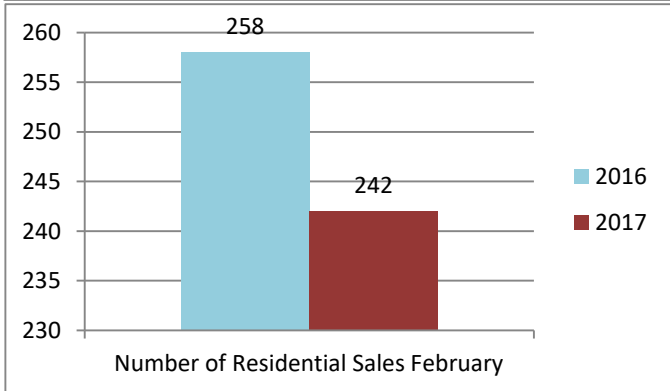

The Oakville, Milton
and District Real Estate Board

February 2017 Real Estate Market

Re-Cap: Oakville Market February 2017

Average Sale Price: \$1,428,664

Median Sale Price: \$1,250,000



Re-Cap Oakville Market in February 2017	
Average Sale Price	Median Sale Price
\$1,428,664	\$1,250,000
Residential Type	Units Sold by Type
Detached	167
Semi/Link/Townhouse	31
Condo Apartment/TH	38
Other Sales in Oakville	6
Total	242
Detached Sales in Oakville	
Price Range	% of Sales by Price
\$600,001 - \$800,000	2.40%
\$800,001 - \$1,000,000	10.18%
\$1,000,001 +	87.42%
Semi/Link/Townhouse Sales in Oakville	
Price Range	% of Sales by Price
\$20,001 - \$150,000	3.23%
\$600,001 - \$800,000	25.81%
\$800,001 - \$1,000,000	51.61%
\$1,000,001 +	19.35%
Condo Apartment/TH Sales in Oakville	
Price Range	% of Sales by Price
\$200,001 - \$300,000	2.63%
\$300,001 - \$400,000	23.68%
\$400,001 - \$600,000	28.95%
\$600,001 - \$800,000	21.05%
\$800,001 - \$1,000,000	13.16%
\$1,000,001 +	10.53%
Other Sales in Oakville	
Price Range	% of Sales by Price
\$600,001 - \$800,000	50.00%
\$800,001 - \$1,000,000	16.67%
\$1,000,000+	33.33%

The median sale price is the midpoint of all sales.

Disclaimer: The information provided herein is deemed accurate but not guaranteed.

Source: The Oakville, Milton and District Real Estate Board