

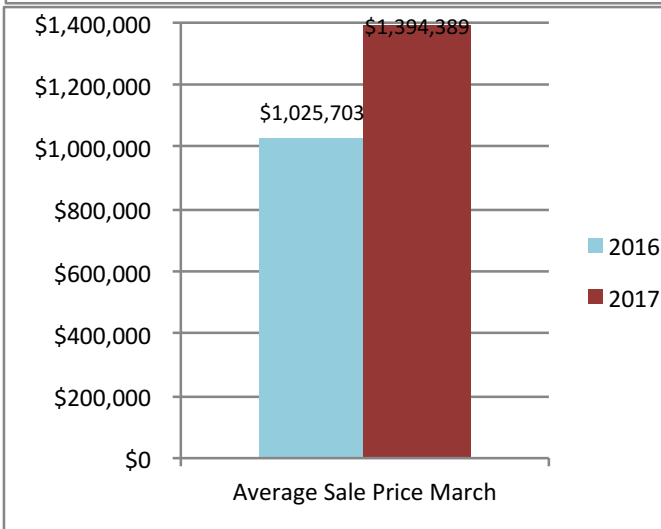
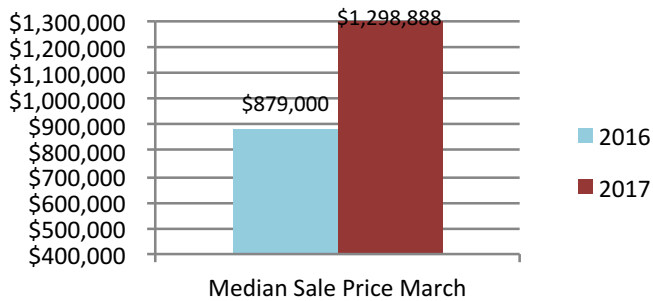
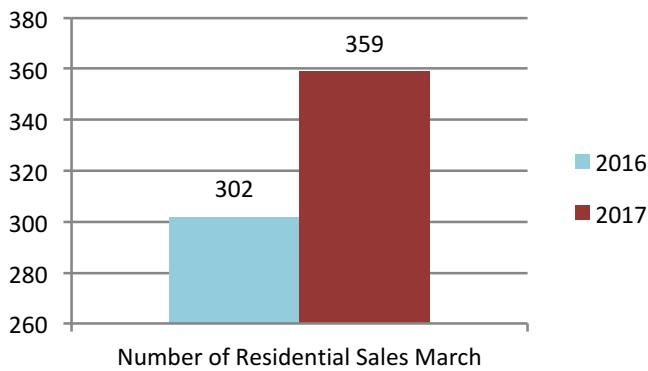
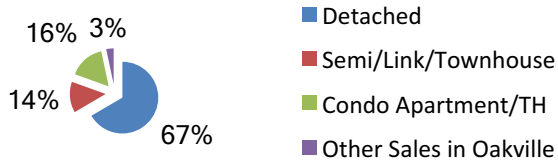
**For Immediate Release**  
**The Oakville, Milton and District**  
**Real Estate Board (OMDREB)**



**The Oakville, Milton**  
**and District Real Estate Board**

**March 2017 Real Estate Market**

**Re-Cap: Oakville Market March 2017**  
**Average Sale Price: \$1,394,389**  
**Median Sale Price: \$1,298,888**



Re-Cap Oakville Market in March 2017	
<b>Average Sale Price</b>	<b>Median Sale Price</b>
\$1,394,389	\$1,298,888
<b>Residential Type</b>	<b>Units Sold by Type</b>
Detached	239
Semi/Link/Townhouse	50
Condo Apartment/TH	58
Other Sales in Oakville	12
<b>Total</b>	<b>359</b>
<b>Detached Sales in Oakville</b>	
<b>Price Range</b>	<b>% of Sales by Price</b>
\$600,001 - \$800,000	0.42%
\$800,001 - \$1,000,000	5.44%
\$1,000,001 +	94.14%
<b>Semi/Link/Townhouse Sales in Oakville</b>	
<b>Price Range</b>	<b>% of Sales by Price</b>
\$400,001 - \$600,000	6.00%
\$600,001 - \$800,000	32.00%
\$800,001 - \$1,000,000	32.00%
\$1,000,001 +	30.00%
<b>Condo Apartment/TH Sales in Oakville</b>	
<b>Price Range</b>	<b>% of Sales by Price</b>
\$200,001 - \$300,000	1.72%
\$300,001 - \$400,000	15.52%
\$400,001 - \$600,000	32.76%
\$600,001 - \$800,000	31.03%
\$800,001 - \$1,000,000	12.07%
\$1,000,001 +	6.90%
<b>Other Sales in Oakville</b>	
<b>Price Range</b>	<b>% of Sales by Price</b>
\$600,001 - \$800,000	16.67%
\$800,001 - \$1,000,000	41.67%
\$1,000,000+	41.66%

The median sale price is the midpoint of all sales.

Disclaimer: The information provided herein is deemed accurate but not guaranteed.

Source: The Oakville, Milton and District Real Estate Board