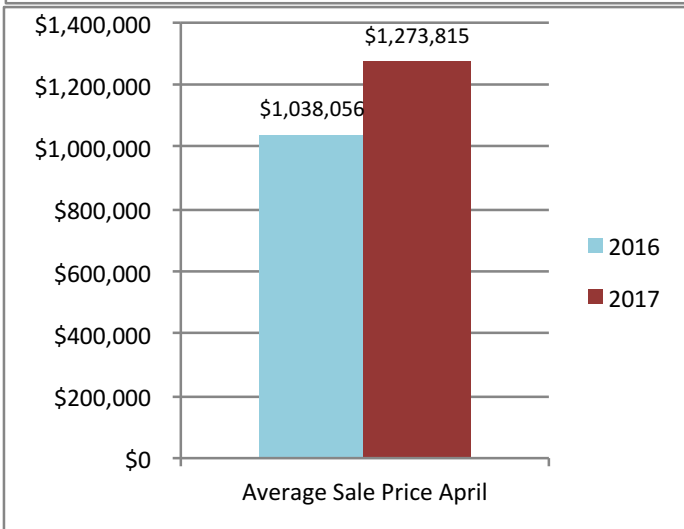
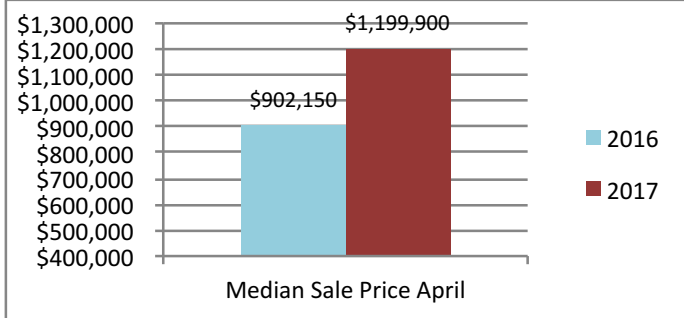
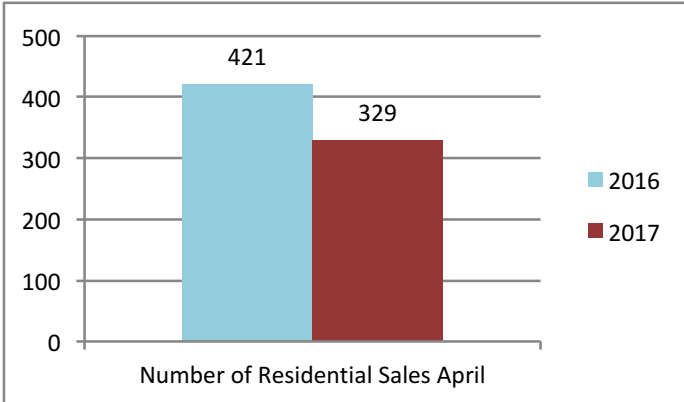
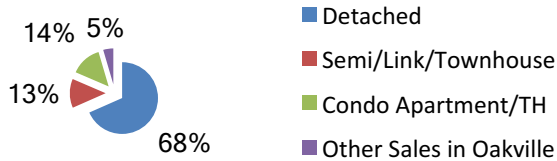




April 2017 Real Estate Market

Re-Cap: Oakville Market April 2017
 Average Sale Price: **\$1,273,815**
 Median Sale Price: **\$1,199,900**



Re-Cap Oakville Market in April 2017	
Average Sale Price	Median Sale Price
\$1,273,815	\$1,199,900
Residential Type	Units Sold by Type
Detached	225
Semi/Link/Townhouse	43
Condo Apartment/TH	46
Other Sales in Oakville	15
Total	329
Detached Sales in Oakville	
Price Range	% of Sales by Price
\$600,001 - \$800,000	3.11%
\$800,001 - \$1,000,000	9.33%
\$1,000,001 +	87.56%
Semi/Link/Townhouse Sales in Oakville	
Price Range	% of Sales by Price
\$400,001 - \$600,000	2.33%
\$600,001 - \$800,000	37.21%
\$800,001 - \$1,000,000	39.53%
\$1,000,001 +	20.93%
Condo Apartment/TH Sales in Oakville	
Price Range	% of Sales by Price
\$200,001 - \$300,000	10.87%
\$300,001 - \$400,000	19.57%
\$400,001 - \$600,000	28.26%
\$600,001 - \$800,000	21.74%
\$800,001 - \$1,000,000	8.70%
\$1,000,001 +	10.86%
Other Sales in Oakville	
Price Range	% of Sales by Price
\$600,001 - \$800,000	46.67%
\$800,001 - \$1,000,000	46.67%
\$1,000,000+	6.66%

The median sale price is the midpoint of all sales.

Disclaimer: The information provided herein is deemed accurate but not guaranteed.

Source: The Oakville, Milton and District Real Estate Board