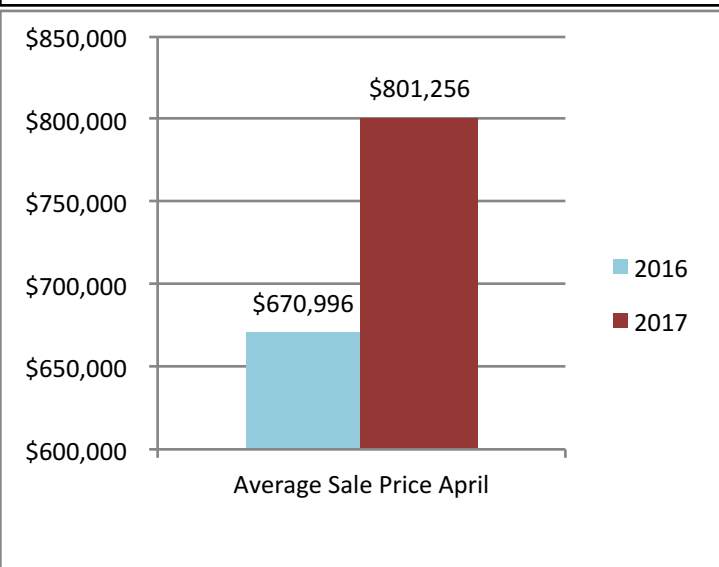
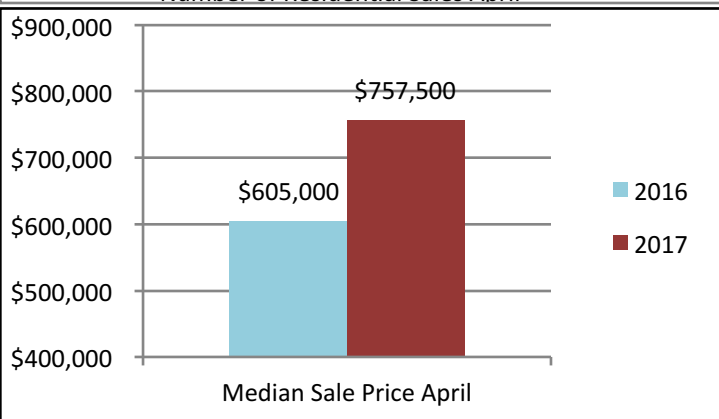
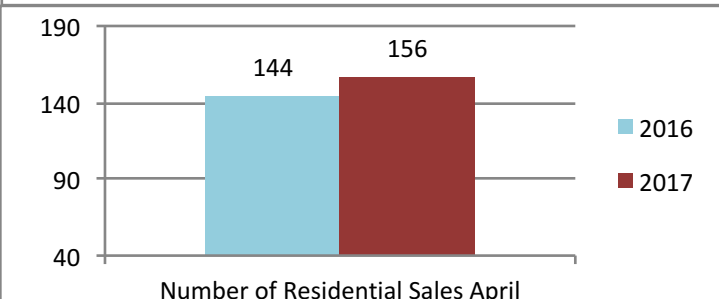
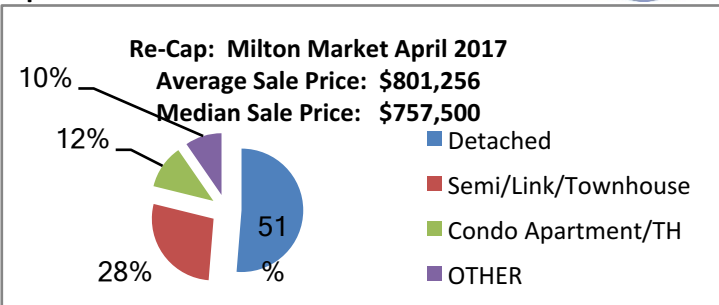




April 2017 Real Estate Market



Re-Cap Milton Market in April 2017	
Average Sale Price	Median Sale Price
\$801,256	\$757,500
Residential Type	Units Sold by Type
Detached	80
Semi/Link/Townhouse	43
Condo Apartment/TH	18
OTHER	15
TOTALS	156
Detached Sales in Milton	
Price Range	% of Sales by Price
\$200,001 - \$300,000	1.25%
\$600,001 - \$800,000	20.00%
\$800,001 - \$1,000,000	48.75%
\$1,000,001 +	30.00%
Semi/Link/Townhouse Sales in Milton	
Price Range	% of Sales by Price
\$400,001 - \$600,000	6.98%
\$600,001 - \$800,000	79.07%
\$800,001 - \$1,000,000	13.95%
Condo Apartment/TH Sales in Milton	
Price Range	% of Sales by Price
\$300,001 - \$400,000	11.11%
\$400,001 - \$600,000	83.33%
\$600,001 - \$800,000	5.56%
Other Sales in Milton	
Price Range	% of Sales by Price
\$400,001 - \$600,000	33.33%
\$600,001 - \$800,000	66.67%

The average home price is found by adding the value of all sales and dividing by the number of homes.

The median sale price is the midpoint of all sales.

Disclaimer: The information provided herein is deemed accurate but not guaranteed.

Source: The Oakville, Milton and District Real Estate Board