

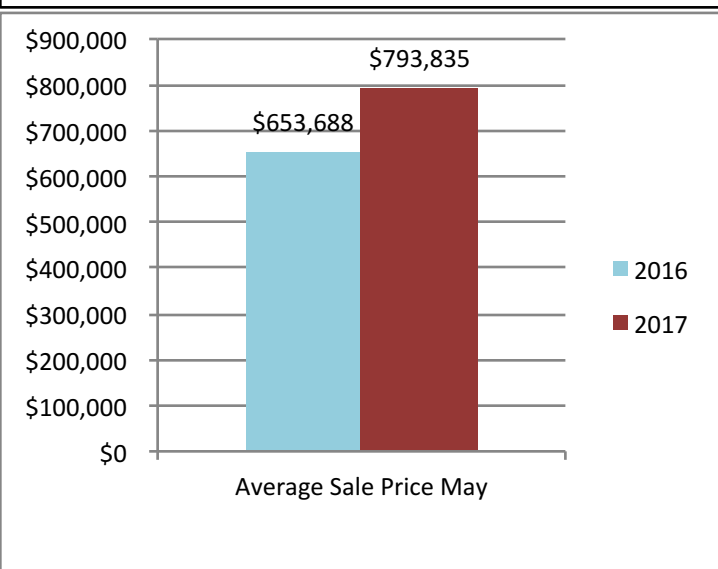
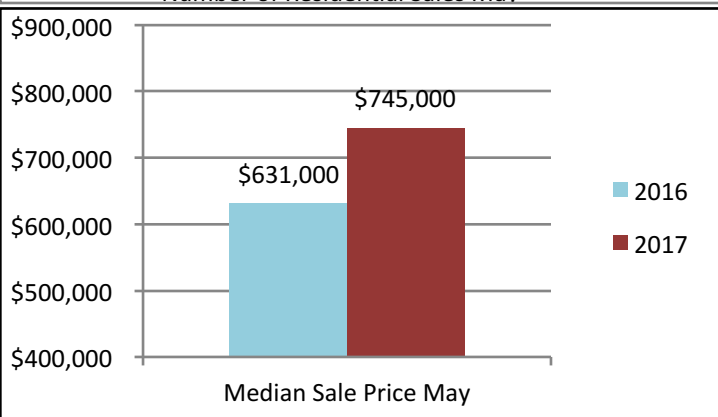
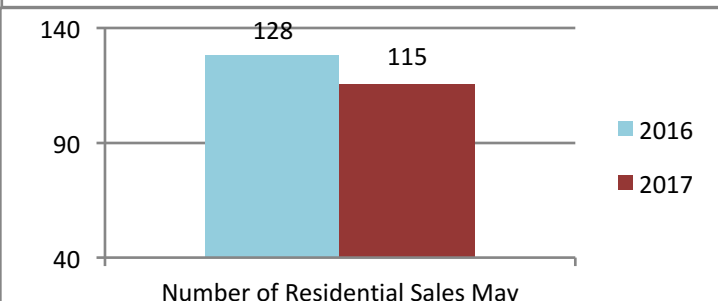
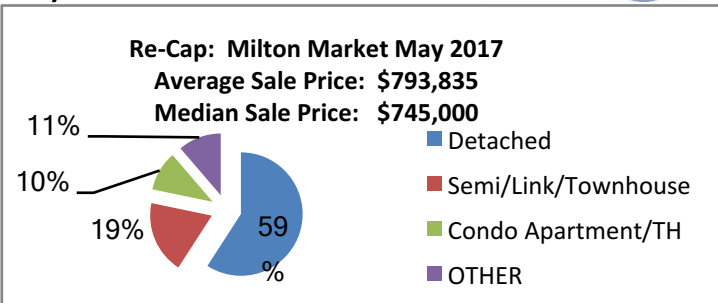
For Immediate Release

The Oakville, Milton and District
Real Estate Board (OMDREB)



The Oakville, Milton
and District Real Estate Board

May 2017 Real Estate Market



Re-Cap Milton Market in May 2017	
Average Sale Price	Median Sale Price
\$793,835	\$745,000
Residential Type	Units Sold by Type
Detached	68
Semi/Link/Townhouse	22
Condo Apartment/TH	12
OTHER	13
TOTALS	115
Detached Sales in Milton	
Price Range	% of Sales by Price
\$600,001 - \$800,000	38.24%
\$800,001 - \$1,000,000	26.47%
\$1,000,001 +	35.29%
Semi/Link/Townhouse Sales in Milton	
Price Range	% of Sales by Price
\$400,001 - \$600,000	9.09%
\$600,001 - \$800,000	86.36%
\$800,001 - \$1,000,000	4.55%
Condo Apartment/TH Sales in Milton	
Price Range	% of Sales by Price
\$400,001 - \$600,000	30.77%
\$600,001 - \$800,000	69.23%
Other Sales in Milton	
Price Range	% of Sales by Price
\$400,001 - \$600,000	30.77%
\$600,001 - \$800,000	69.23%

The average home price is found by adding the value of all sales and dividing by the number of homes.

The median sale price is the midpoint of all sales.

Disclaimer: The information provided herein is deemed accurate but not guaranteed.

Source: The Oakville, Milton and District Real Estate Board

