

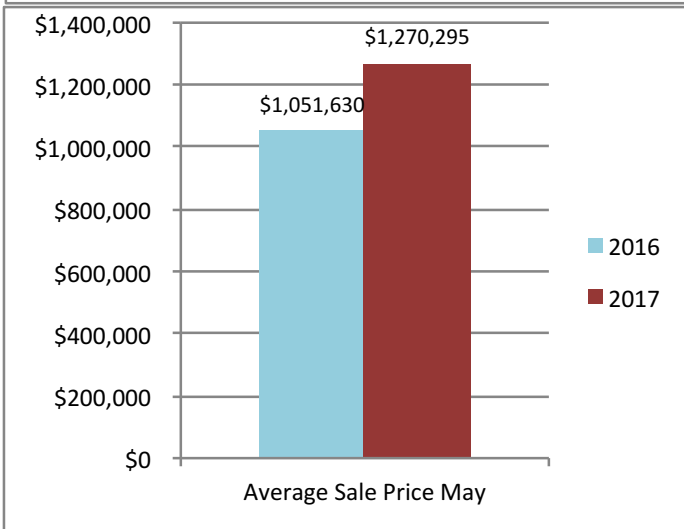
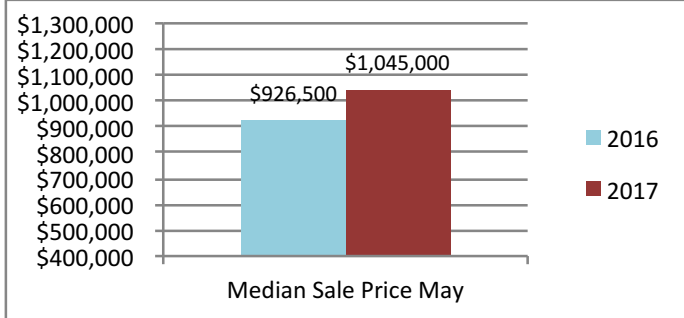
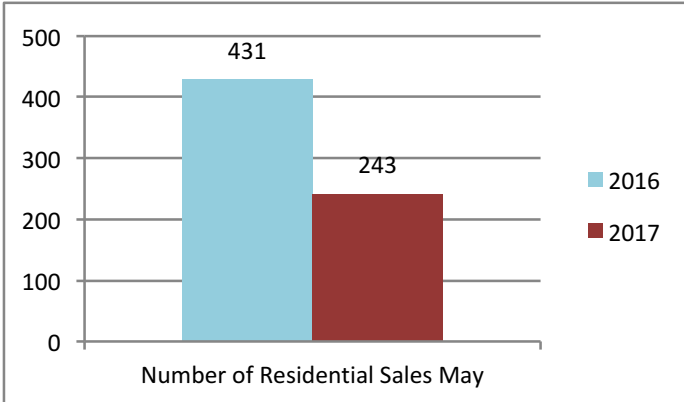
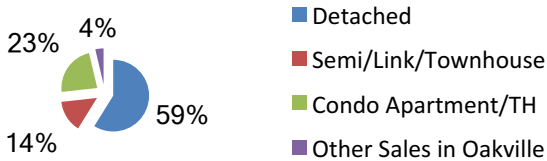
**For Immediate Release**  
**The Oakville, Milton and District**  
**Real Estate Board (OMDREB)**



**The Oakville, Milton**  
**and District Real Estate Board**

**May 2017 Real Estate Market**

**Re-Cap: Oakville Market May 2017**  
**Average Sale Price: \$1,270,295**  
**Median Sale Price: \$1,051,630**



Re-Cap Oakville Market in May 2017	
<b>Average Sale Price</b>	<b>Median Sale Price</b>
\$1,270,295	\$1,045,000
<b>Residential Type</b>	<b>Units Sold by Type</b>
Detached	143
Semi/Link/Townhouse	35
Condo Apartment/TH	56
Other Sales in Oakville	9
<b>Total</b>	<b>243</b>
<b>Detached Sales in Oakville</b>	
<b>Price Range</b>	<b>% of Sales by Price</b>
\$600,001 - \$800,000	1.40%
\$800,001 - \$1,000,000	20.98%
\$1,000,001 +	77.62%
<b>Semi/Link/Townhouse Sales in Oakville</b>	
<b>Price Range</b>	<b>% of Sales by Price</b>
\$400,001 - \$600,000	2.94%
\$600,001 - \$800,000	44.12%
\$800,001 - \$1,000,000	26.47%
\$1,000,001 +	26.47%
<b>Condo Apartment/TH Sales in Oakville</b>	
<b>Price Range</b>	<b>% of Sales by Price</b>
\$20,001-\$150,000	1.75%
\$200,001 - \$300,000	1.75%
\$300,001 - \$400,000	26.32%
\$400,001 - \$600,000	38.60%
\$600,001 - \$800,000	15.79%
\$800,001 - \$1,000,000	1.75%
\$1,000,001 +	14.04%
<b>Other Sales in Oakville</b>	
<b>Price Range</b>	<b>% of Sales by Price</b>
\$400,001 - \$600,000	33.33%
\$600,001 - \$800,000	11.11%
\$800,001 - \$1,000,000	33.33%
\$1,000,000+	22.23%

The median sale price is the midpoint of all sales.

Disclaimer: The information provided herein is deemed accurate but not guaranteed.

Source: The Oakville, Milton and District Real Estate Board