

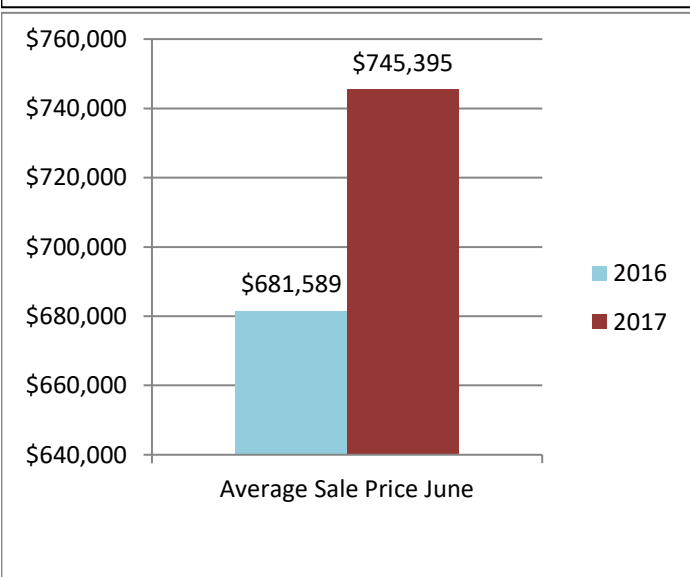
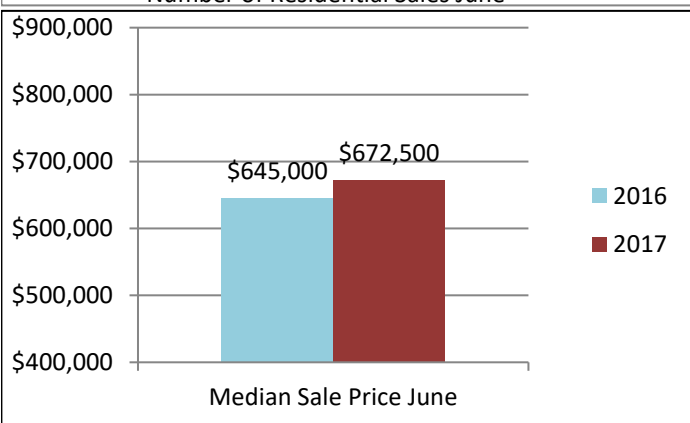
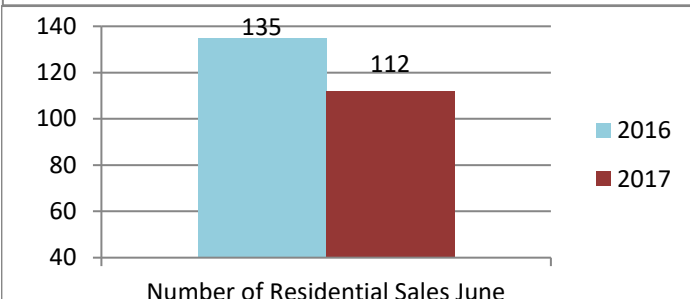
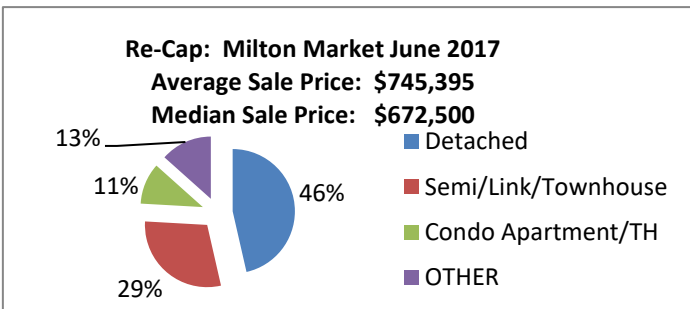
# For Immediate Release

The Oakville, Milton and District Real Estate Board (OMDREB)



The Oakville, Milton and District Real Estate Board

## June 2017 Real Estate Market



Re-Cap Milton Market in June 2017	
<b>Average Sale Price</b>	<b>Median Sale Price</b>
\$745,395	\$672,500
<b>Residential Type</b>	<b>Units Sold by Type</b>
Detached	52
Semi/Link/Townhouse	33
Condo Apartment/TH	12
OTHER	15
<b>TOTALS</b>	<b>112</b>
<b>Detached Sales in Milton</b>	
<b>Price Range</b>	<b>% of Sales by Price</b>
\$600,001 - \$800,000	40.38%
\$800,001 - \$1,000,000	34.62%
\$1,000,001 +	25.00%
<b>Semi/Link/Townhouse Sales in Milton</b>	
<b>Price Range</b>	<b>% of Sales by Price</b>
\$400,001 - \$600,000	30.30%
\$600,001 - \$800,000	69.70%
<b>Condo Apartment/TH Sales in Milton</b>	
<b>Price Range</b>	<b>% of Sales by Price</b>
\$300,001 - \$400,000	33.33%
\$400,001 - \$600,000	66.67%
<b>Other Sales in Milton</b>	
<b>Price Range</b>	<b>% of Sales by Price</b>
\$400,001 - \$600,000	60.00%
\$600,001 - \$800,000	40.00%

The average home price is found by adding the value of all sales and dividing by the number of homes.

The median sale price is the midpoint of all sales.

Disclaimer: The information provided herein is deemed accurate but not guaranteed.

Source: The Oakville, Milton and District Real Estate Board

