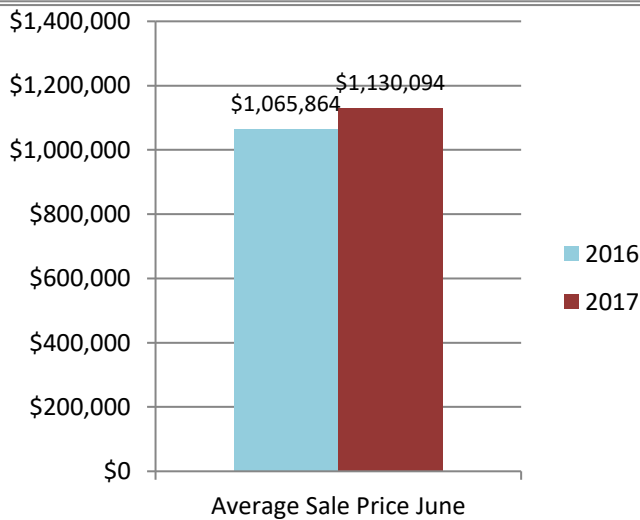
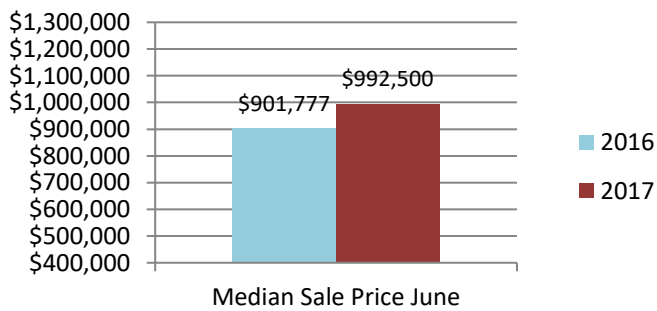
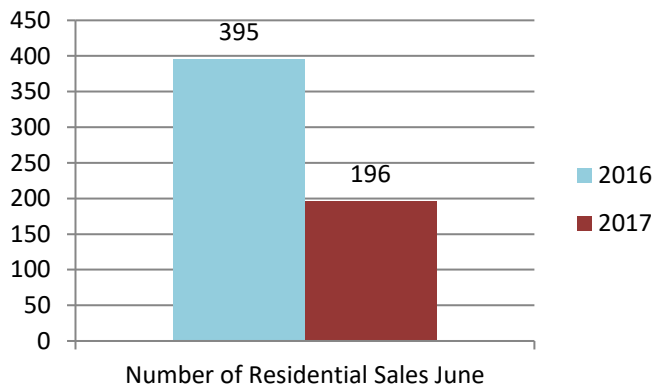
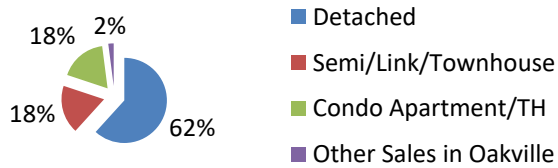




June 2017 Real Estate Market

Re-Cap: Oakville Market June 2017
Average Sale Price: \$1,130,094
Median Sale Price: \$992,500



Re-Cap Oakville Market in June 2017	
Average Sale Price	Median Sale Price
\$1,130,094	\$992,500
Residential Type	Units Sold by Type
Detached	121
Semi/Link/Townhouse	36
Condo Apartment/TH	35
Other Sales in Oakville	4
Total	196
Detached Sales in Oakville	
Price Range	% of Sales by Price
\$600,001 - \$800,000	7.44%
\$800,001 - \$1,000,000	21.49%
\$1,000,001 +	71.07%
Semi/Link/Townhouse Sales in Oakville	
Price Range	% of Sales by Price
\$20,001-\$150,000	2.78%
\$400,001 - \$600,000	2.78%
\$600,001 - \$800,000	41.67%
\$800,001 - \$1,000,000	38.89%
\$1,000,001 +	13.89%
Condo Apartment/TH Sales in Oakville	
Price Range	% of Sales by Price
\$200,001 - \$300,000	2.86%
\$300,001 - \$400,000	31.43%
\$400,001 - \$600,000	25.71%
\$600,001 - \$800,000	20.00%
\$800,001 - \$1,000,000	14.29%
\$1,000,001 +	5.71%
Other Sales in Oakville	
Price Range	% of Sales by Price
\$600,001 - \$800,000	75.00%
\$800,001 - \$1,000,000	25.00%

The median sale price is the midpoint of all sales.

Disclaimer: The information provided herein is deemed accurate but not guaranteed.

Source: The Oakville, Milton and District Real Estate Board