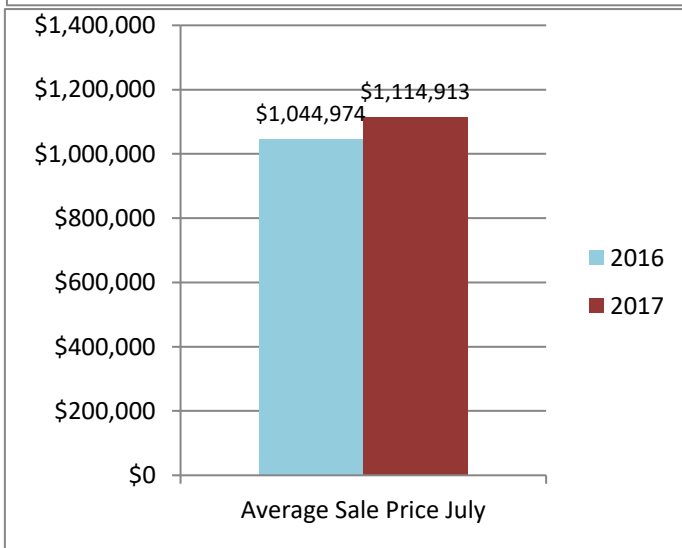
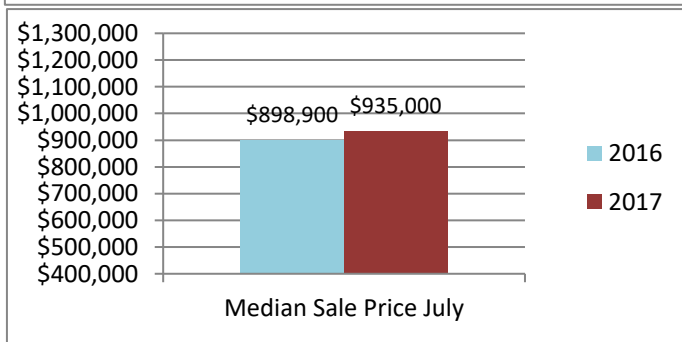
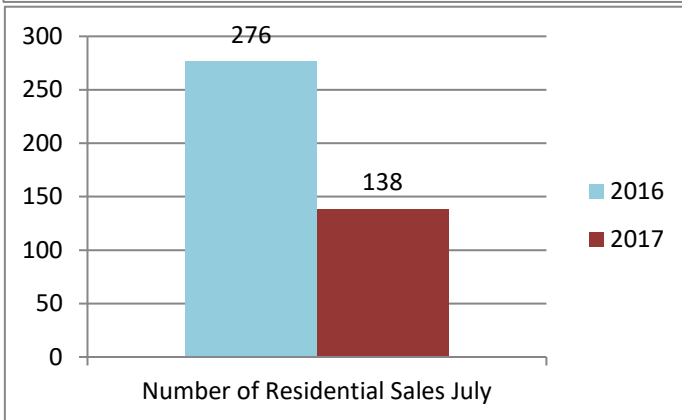
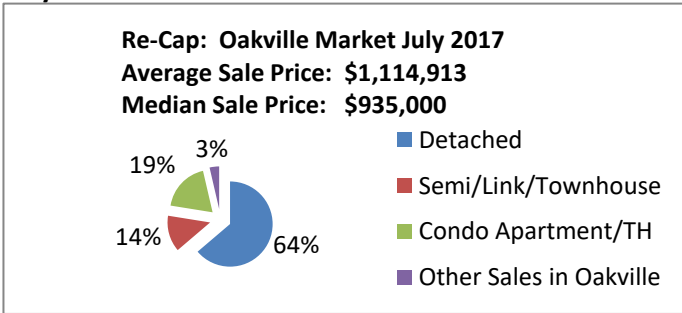


For Immediate Release
The Oakville, Milton and District
Real Estate Board (OMDREB)



The Oakville, Milton
 and District Real Estate Board

July 2017 Real Estate Market



Re-Cap Oakville Market in July 2017	
Average Sale Price	Median Sale Price
\$1,114,913	\$935,000
Residential Type	Units Sold by Type
Detached	88
Semi/Link/Townhouse	19
Condo Apartment/TH	26
Other Sales in Oakville	5
Total	138
Detached Sales in Oakville	
Price Range	% of Sales by Price
\$600,001 - \$800,000	9.20%
\$800,001 - \$1,000,000	25.29%
\$1,000,001 +	65.51%
Semi/Link/Townhouse Sales in Oakville	
Price Range	% of Sales by Price
\$400,001 - \$600,000	10.53%
\$600,001 - \$800,000	52.63%
\$800,001 - \$1,000,000	26.32%
\$1,000,001 +	10.53%
Condo Apartment/TH Sales in Oakville	
Price Range	% of Sales by Price
\$0 - \$100,000	3.85%
\$300,001 - \$400,000	3.85%
\$400,001 - \$600,000	53.85%
\$600,001 - \$800,000	15.38%
\$800,001 - \$1,000,000	11.54%
\$1,000,001 +	11.54%
Other Sales in Oakville	
Price Range	% of Sales by Price
\$400,001 - \$600,000	20.00%
\$600,001 - \$800,000	60.00%
\$1,000,000 +	20.00%

The median sale price is the midpoint of all sales.

Disclaimer: The information provided herein is deemed accurate but not guaranteed.

Source: The Oakville, Milton and District Real Estate Board