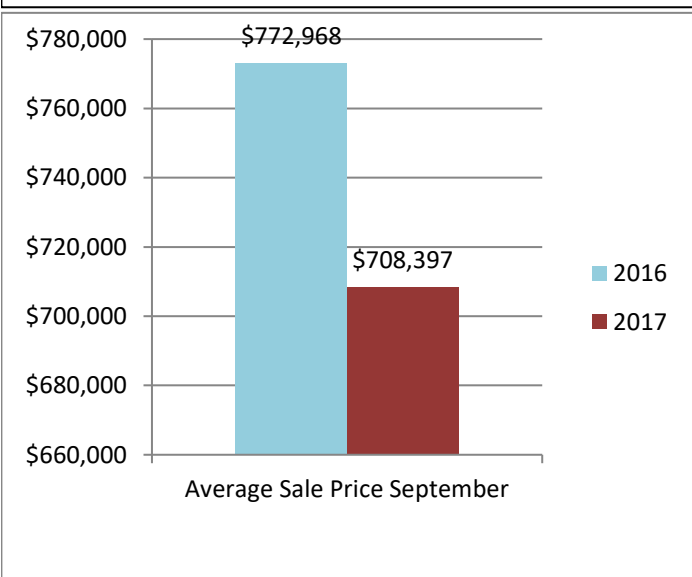
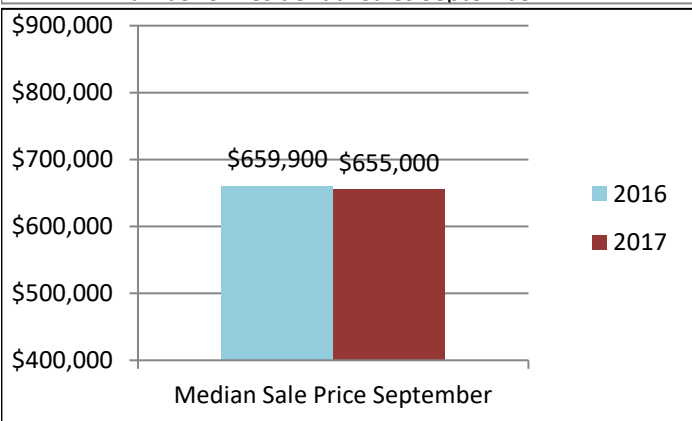
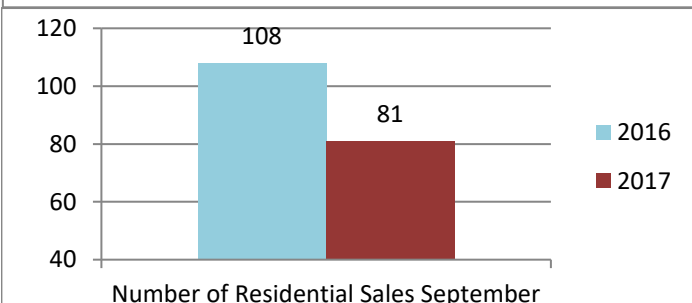
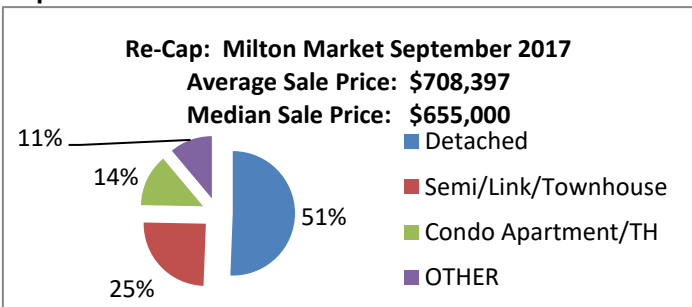




September 2017 Real Estate Market



Re-Cap Milton Market in September 2017	
Average Sale Price	Median Sale Price
\$708,397	\$655,000
Residential Type	Units Sold by Type
Detached	41
Semi/Link/Townhouse	20
Condo Apartment/TH	11
OTHER	9
TOTALS	81
Detached Sales in Milton	
Price Range	% of Sales by Price
\$400,001 - \$600,000	7.32%
\$600,001 - \$800,000	43.90%
\$800,001 - \$1,000,000	34.15%
\$1,000,001 +	14.63%
Semi/Link/Townhouse Sales in Milton	
Price Range	% of Sales by Price
\$400,001 - \$600,000	50.00%
\$600,001 - \$800,000	58%
Condo Apartment/TH Sales in Milton	
Price Range	% of Sales by Price
\$300,001 - \$400,000	45.45%
\$400,001 - \$600,000	54.55%
Other Sales in Milton	
Price Range	% of Sales by Price
\$400,001 - \$600,000	77.78%
\$600,001 - \$800,000	22.22%

The average home price is found by adding the value of all sales and dividing by the number of homes.

The median sale price is the midpoint of all sales.

Disclaimer: The information provided herein is deemed accurate but not guaranteed.

Source: The Oakville, Milton and District Real Estate Board