

# For Immediate Release

The Oakville, Milton and District  
Real Estate Board (OMDREB)



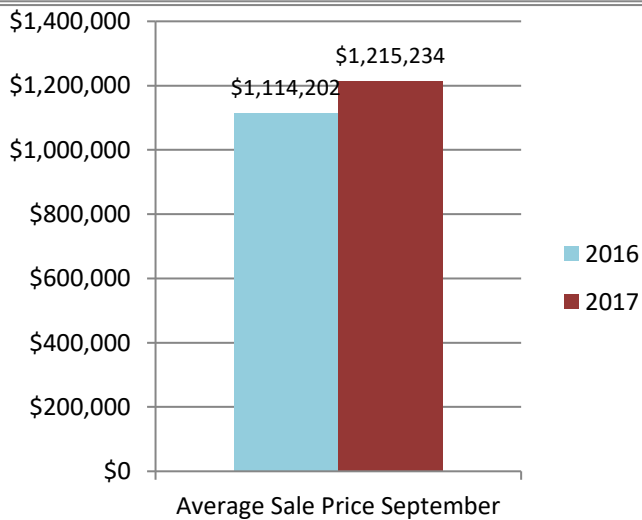
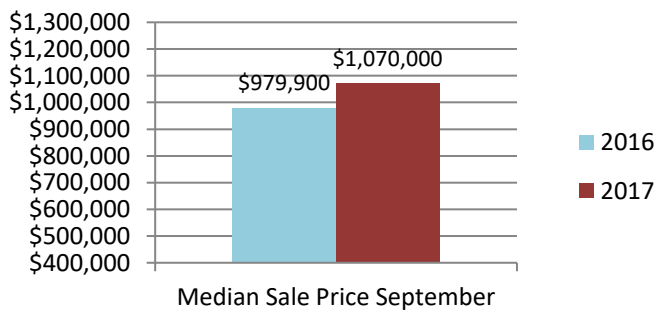
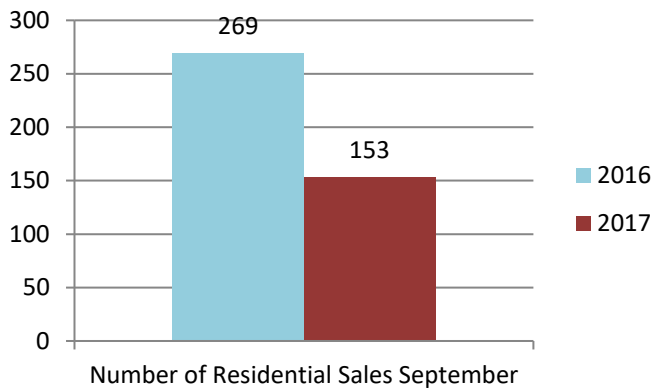
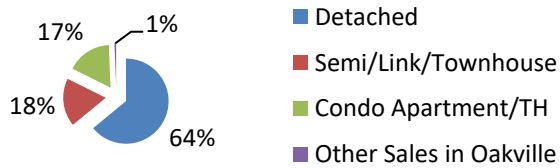
The Oakville, Milton  
and District Real Estate Board

## September 2017 Real Estate Market

### Re-Cap: Oakville Market September 2017

Average Sale Price: **\$1,215,234**

Median Sale Price: **\$1,070,000**



Re-Cap Oakville Market in September 2017	
<b>Average Sale Price</b>	<b>Median Sale Price</b>
\$1,215,234	\$1,070,000
<b>Residential Type</b>	<b>Units Sold by Type</b>
Detached	98
Semi/Link/Townhouse	28
Condo Apartment/TH	26
Other Sales in Oakville	1
<b>Total</b>	<b>153</b>
<b>Detached Sales in Oakville</b>	
<b>Price Range</b>	<b>% of Sales by Price</b>
\$400,001 - \$600,000	1.02%
\$600,001 - \$800,000	5.10%
\$800,001 - \$1,000,000	17.35%
\$1,000,001 +	76.53%
<b>Semi/Link/Townhouse Sales in Oakville</b>	
<b>Price Range</b>	<b>% of Sales by Price</b>
\$400,001 - \$600,000	7.14%
\$600,001 - \$800,000	60.71%
\$800,001 - \$1,000,000	14.29%
\$1,000,001 +	17.86%
<b>Condo Apartment/TH Sales in Oakville</b>	
<b>Price Range</b>	<b>% of Sales by Price</b>
\$0 - \$100,000	7.69%
\$300,001 - \$400,000	23.08%
\$400,001 - \$600,000	30.77%
\$800,001 - \$1,000,000	3.85%
\$1,000,001 +	11.54%
<b>Other Sales in Oakville</b>	
<b>Price Range</b>	<b>% of Sales by Price</b>
\$400,001 - \$600,000	100.00%

The median sale price is the midpoint of all sales.

Disclaimer: The information provided herein is deemed accurate but not guaranteed.

Source: The Oakville, Milton and District Real Estate Board