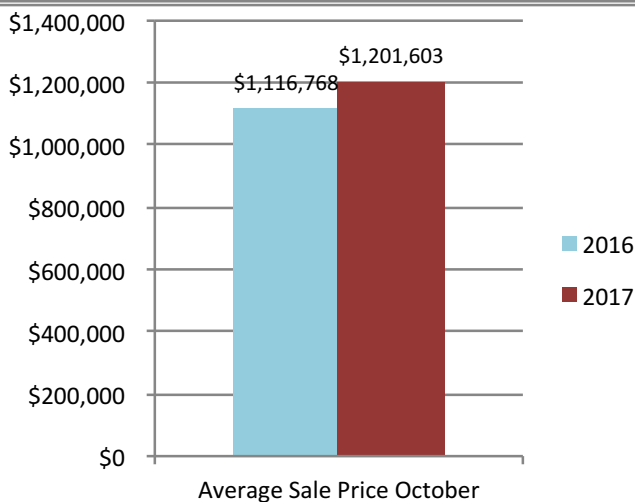
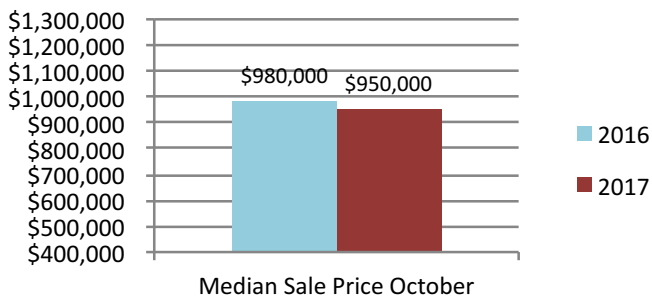
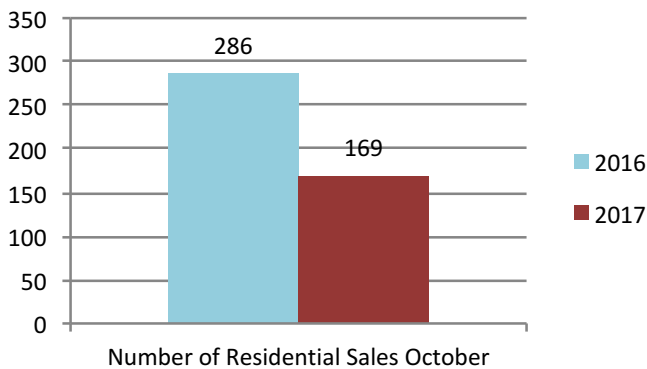
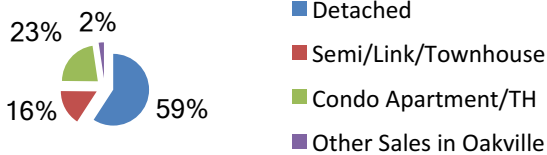




October 2017 Real Estate Market

Re-Cap: Oakville Market October 2017
 Average Sale Price: **\$1,201,603**
 Median Sale Price: **\$950,000**



Re-Cap Oakville Market in October 2017	
Average Sale Price	Median Sale Price
\$1,201,603	\$950,000
Residential Type	Units Sold by Type
Detached	100
Semi/Link/Townhouse	27
Condo Apartment/TH	38
Other Sales in Oakville	4
Total	169
Detached Sales in Oakville	
Price Range	% of Sales by Price
\$600,001 - \$800,000	4.00%
\$800,001 - \$1,000,000	19.00%
\$1,000,001 +	77.00%
Semi/Link/Townhouse Sales in Oakville	
Price Range	% of Sales by Price
\$400,001 - \$600,000	11.11%
\$600,001 - \$800,000	51.85%
\$800,001 - \$1,000,000	25.93%
\$1,000,001 +	11.11%
Condo Apartment/TH Sales in Oakville	
Price Range	% of Sales by Price
\$200,001 - \$300,000	8.11%
\$300,001 - \$400,000	18.92%
\$400,001 - \$600,000	51.35%
\$800,001 - \$1,000,000	13.51%
\$1,000,001 +	8.11%
Other Sales in Oakville	
Price Range	% of Sales by Price
\$600,001 - \$800,000	25.00%
\$800,001 - \$1,000,000	25.00%
\$1,000,001 +	50.00%

The median sale price is the midpoint of all sales.

Disclaimer: The information provided herein is deemed accurate but not guaranteed.

Source: The Oakville, Milton and District Real Estate Board