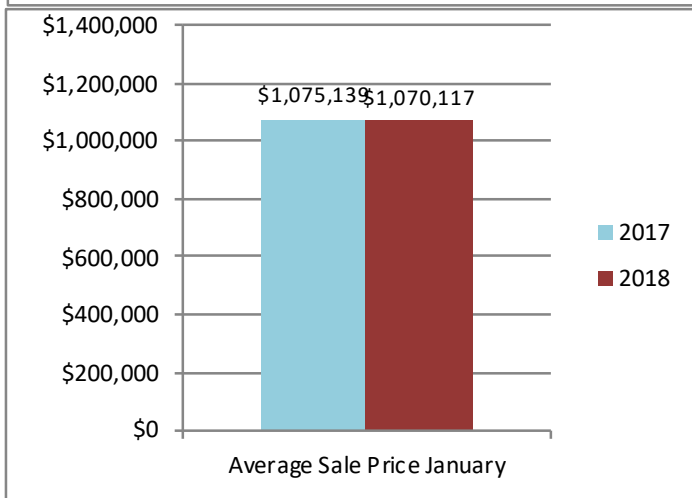

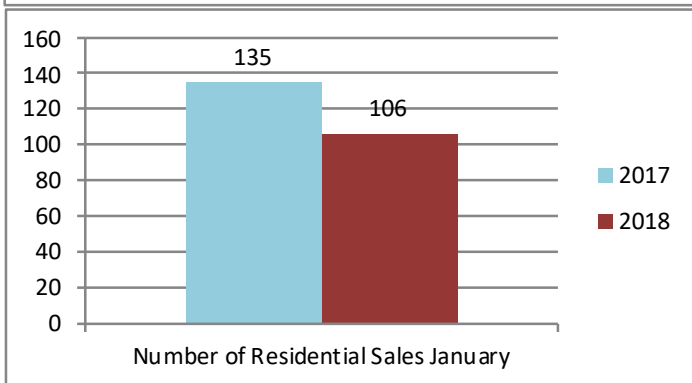
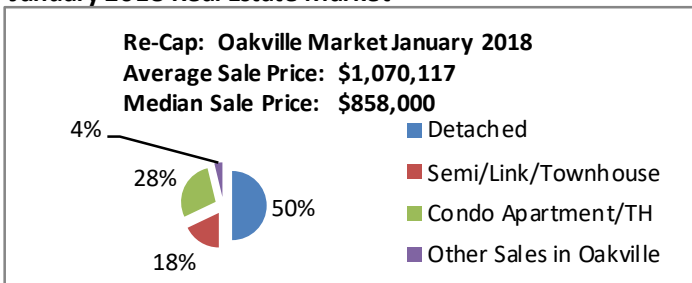


For Immediate Release
The Oakville, Milton and District
Real Estate Board (OMDREB)



The Oakville, Milton
 and District Real Estate Board

January 2018 Real Estate Market



Re-Cap Oakville Market in January 2018	
Average Sale Price	Median Sale Price
\$1,070,117	\$858,000
Residential Type	Units Sold by Type
Detached	53
Semi/Link/Townhouse	19
Condo Apartment/TH	30
Other Sales in Oakville	4
Total	106
Detached Sales in Oakville	
Price Range	% of Sales by Price
\$600,001 - \$800,000	9.09%
\$800,001 - \$1,000,000	20.00%
\$1,000,001 +	69.09%
Semi/Link/Townhouse Sales in Oakville	
Price Range	% of Sales by Price
\$400,001 - \$600,000	5.56%
\$600,001 - \$800,000	72.22%
\$800,001 - \$1,000,000	11.00%
\$1,000,001 +	11.00%
Condo Apartment/TH Sales in Oakville	
Price Range	% of Sales by Price
\$200,001 - \$300,000	10.00%
\$300,001 - \$400,000	20.00%
\$400,001 - \$600,000	30.00%
\$600,001 - \$800,000	23.33%
\$800,001 - \$1,000,000	6.67%
\$1,000,001 +	10.00%
Other Sales in Oakville	
Price Range	% of Sales by Price
\$600,001 - \$800,000	75.00%
\$1,000,001 +	25.00%

The median sale price is the midpoint of all sales.

Disclaimer: The information provided herein is deemed accurate but not guaranteed.

Source: The Oakville, Milton and District Real Estate Board