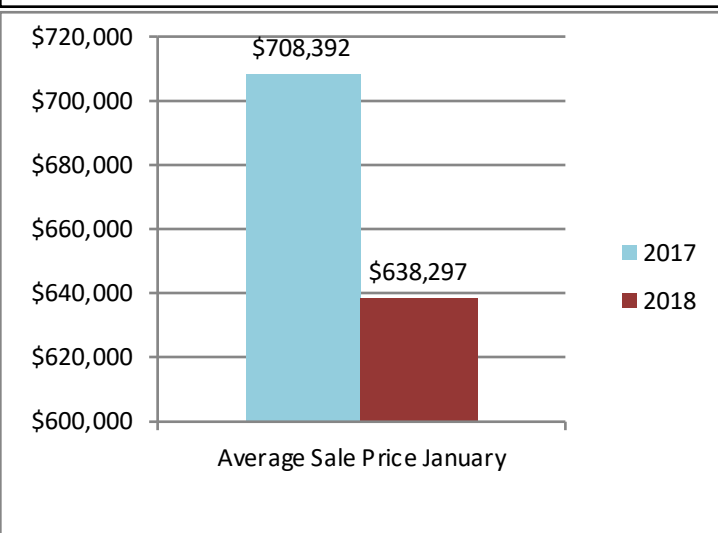

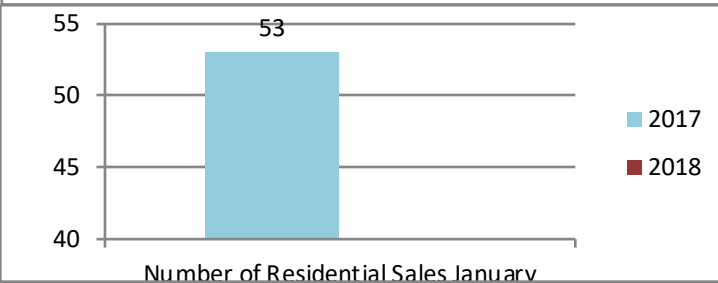
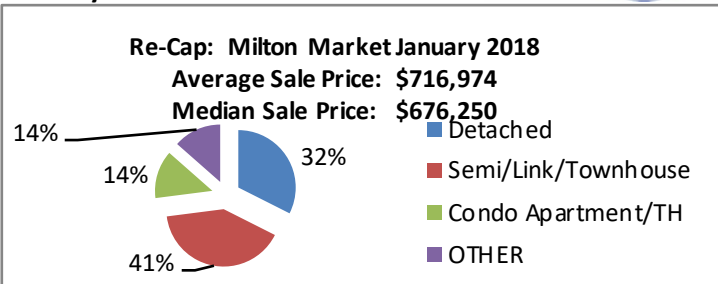


**For Immediate Release**  
**The Oakville, Milton and District**  
**Real Estate Board (OMDREB)**



**The Oakville, Milton**  
**and District Real Estate Board**

**January 2018 Real Estate Market**



Re-Cap Milton Market in January 2017	
Average Sale Price	Median Sale Price
\$638,297	\$635,000
Residential Type	Units Sold by Type
Detached	12
Semi/Link/Townhouse	15
Condo Apartment/TH	5
OTHER	5
<b>TOTALS</b>	<b>37</b>
Detached Sales in Milton	
Price Range	% of Sales by Price
\$400,001 - \$600,000	8.33%
\$600,001 - \$800,000	66.67%
\$800,001 - \$1,000,000	25.00%
Semi/Link/Townhouse Sales in Milton	
Price Range	% of Sales by Price
\$400,001 - \$600,000	20.00%
\$600,001 - \$800,000	80%
Condo Apartment/TH Sales in Milton	
Price Range	% of Sales by Price
\$300,001 - \$400,000	40.00%
\$400,001 - \$600,000	40.00%
\$600,001 - \$800,000	20.00%
Other Sales in Milton	
Price Range	% of Sales by Price
\$400,001 - \$600,000	20.00%
\$600,001 - \$800,000	80.00%

The average home price is found by adding the value of all sales and dividing by the number of homes.

The median sale price is the midpoint of all sales.

Disclaimer: The information provided herein is deemed accurate but not guaranteed.

Source: The Oakville, Milton and District Real Estate Board