
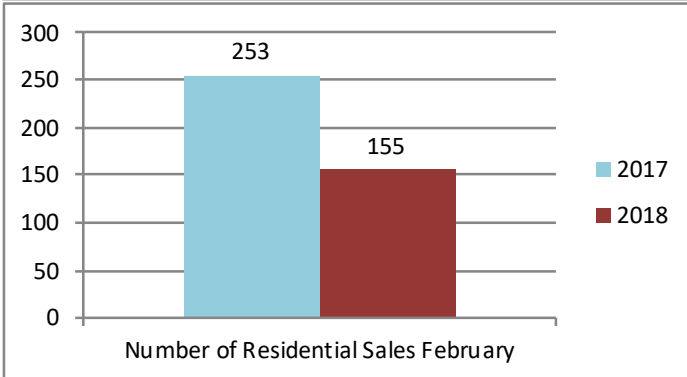
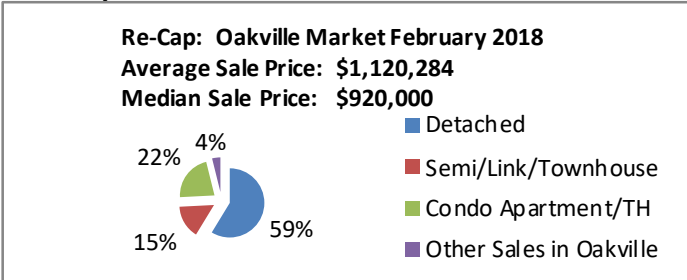


For Immediate Release
The Oakville, Milton and District
Real Estate Board (OMDREB)



The Oakville, Milton
 and District Real Estate Board

February 2018 Real Estate Market



Re-Cap Oakville Market in February 2018	
Average Sale Price	Median Sale Price
\$1,120,284	\$920,000
Residential Type	Units Sold by Type
Detached	91
Semi/Link/Townhouse	24
Condo Apartment/TH	34
Other Sales in Oakville	6
Total	155
Detached Sales in Oakville	
Price Range	% of Sales by Price
\$600,001 - \$800,000	5.49%
\$800,001 - \$1,000,000	23.08%
\$1,000,001 +	71.43%
Semi/Link/Townhouse Sales in Oakville	
Price Range	% of Sales by Price
\$400,001 - \$600,000	4.17%
\$600,001 - \$800,000	62.50%
\$800,001 - \$1,000,000	20.83%
\$1,000,001 +	12.50%
Condo Apartment/TH Sales in Oakville	
Price Range	% of Sales by Price
\$300,001 - \$400,000	20.59%
\$400,001 - \$600,000	41.18%
\$600,001 - \$800,000	23.53%
\$800,001 - \$1,000,000	11.76%
\$1,000,001 +	2.94%
Other Sales in Oakville	
Price Range	% of Sales by Price
\$400,001 - \$600,000	16.67%
\$600,001 - \$800,000	50.00%
\$800,001 - \$1,000,000	16.67%
\$1,000,001 +	16.66%

The median sale price is the midpoint of all sales.

Disclaimer: The information provided herein is deemed accurate but not guaranteed.

Source: The Oakville, Milton and District Real Estate Board