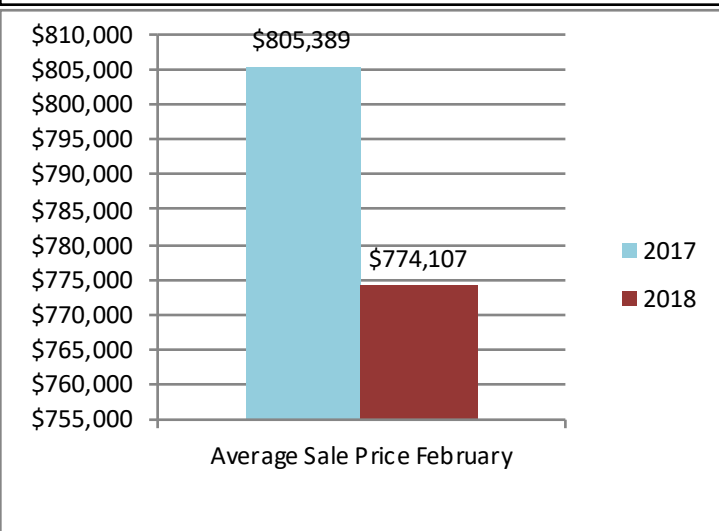
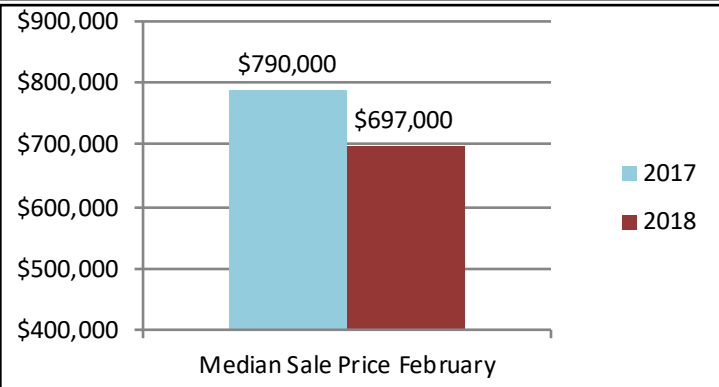
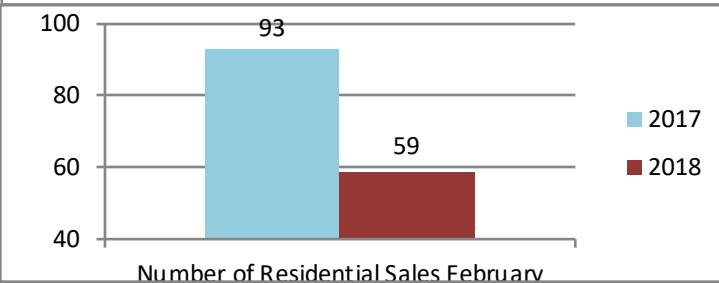
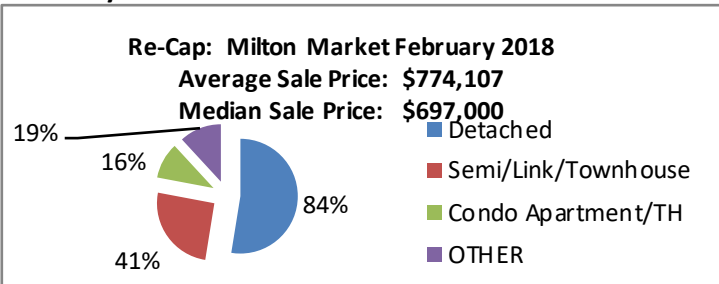


For Immediate Release
The Oakville, Milton and District
Real Estate Board (OMDREB)



The Oakville, Milton
 and District Real Estate Board

February 2018 Real Estate Market



Re-Cap Milton Market in February 2017	
Average Sale Price	Median Sale Price
\$774,107	\$697,000
Residential Type	Units Sold by Type
Detached	31
Semi/Link/Townhouse	15
Condo Apartment/TH	6
OTHER	7
TOTALS	37
Detached Sales in Milton	
Price Range	% of Sales by Price
\$400,001 - \$600,000	3.23%
\$600,001 - \$800,000	38.71%
\$800,001 - \$1,000,000	38.71%
\$1,000,000+	19.35%
Semi/Link/Townhouse Sales in Milton	
Price Range	% of Sales by Price
\$400,001 - \$600,000	31.25%
\$600,001 - \$800,000	68.75%
Condo Apartment/TH Sales in Milton	
Price Range	% of Sales by Price
\$300,001 - \$400,000	16.67%
\$400,001 - \$600,000	66.67%
\$600,001 - \$800,000	16.67%
Other Sales in Milton	
Price Range	% of Sales by Price
\$400,001 - \$600,000	42.86%
\$600,001 - \$800,000	57.14%

The average home price is found by adding the value of all sales and dividing by the number of homes.

The median sale price is the midpoint of all sales.

Disclaimer: The information provided herein is deemed accurate but not guaranteed.

Source: The Oakville, Milton and District Real Estate Board