

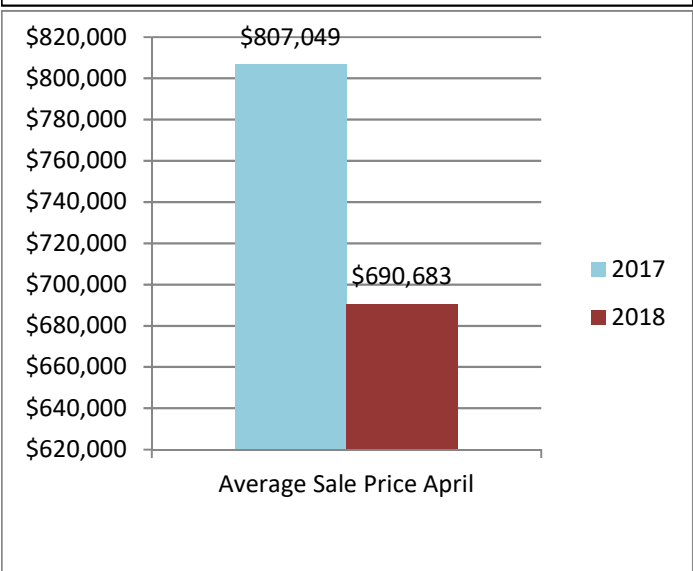
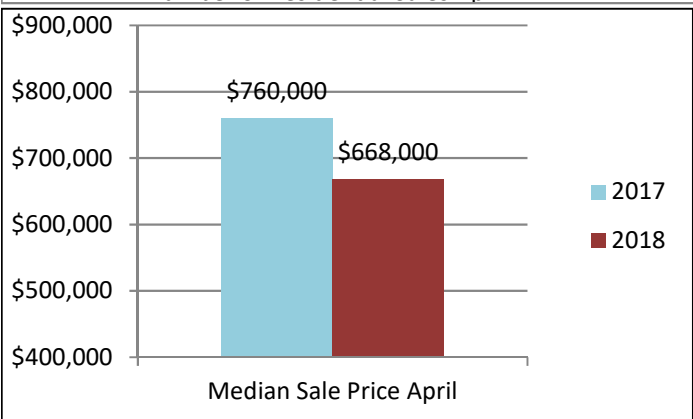
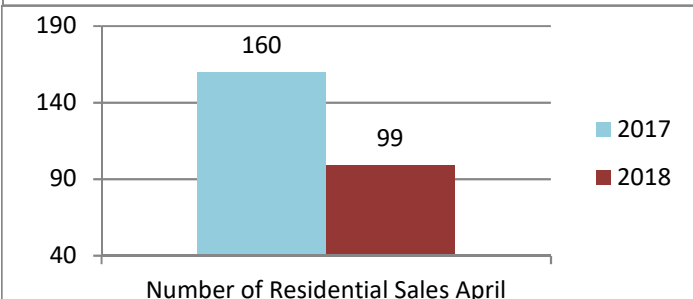
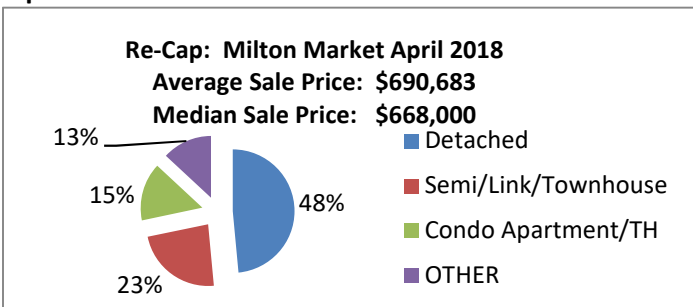
For Immediate Release

The Oakville, Milton and District Real Estate Board (OMDREB)



The Oakville, Milton and District Real Estate Board

April 2018 Real Estate Market



Re-Cap Milton Market in April 2018	
Average Sale Price	Median Sale Price
\$690,683	\$668,000
Residential Type	Units Sold by Type
Detached	48
Semi/Link/Townhouse	23
Condo Apartment/TH	15
OTHER	13
TOTALS	99
Detached Sales in Milton	
Price Range	% of Sales by Price
\$400,001 - \$600,000	6.25%
\$600,001 - \$800,000	54.17%
\$800,001 - \$1,000,000	25.00%
\$1,000,000+	14.58%
Semi/Link/Townhouse Sales in Milton	
Price Range	% of Sales by Price
\$400,001 - \$600,000	39.13%
\$600,001 - \$800,000	60.87%
Condo Apartment/TH Sales in Milton	
Price Range	% of Sales by Price
\$300,001 - \$400,000	20.00%
\$400,001 - \$600,000	73.33%
\$600,001 - \$800,000	6.67%
Other Sales in Milton	
Price Range	% of Sales by Price
\$400,001 - \$600,000	46.15%
\$600,001 - \$800,000	53.85%

The average home price is found by adding the value of all sales and dividing by the number of homes.

The median sale price is the midpoint of all sales.

Disclaimer: The information provided herein is deemed accurate but not guaranteed.

Source: The Oakville, Milton and District Real Estate Board