

For Immediate Release

The Oakville, Milton and District
Real Estate Board (OMDREB)



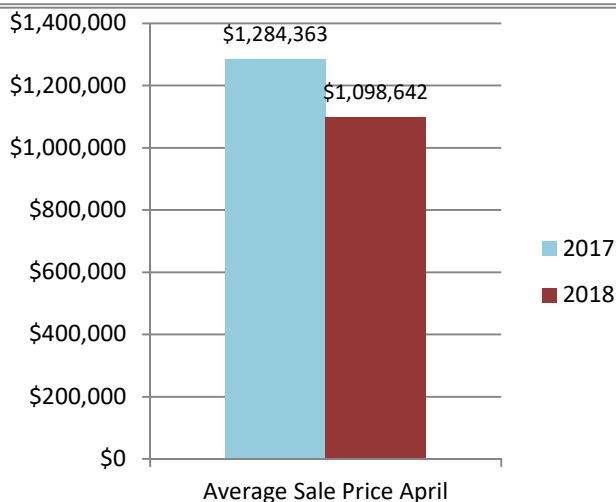
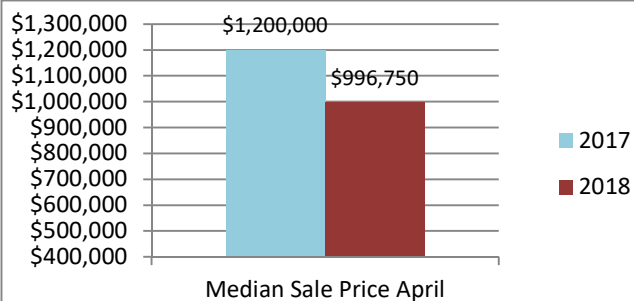
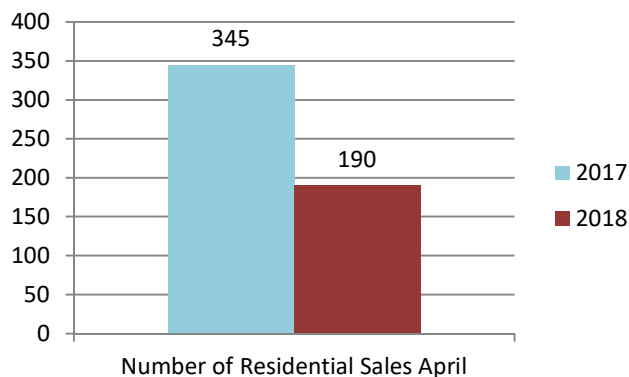
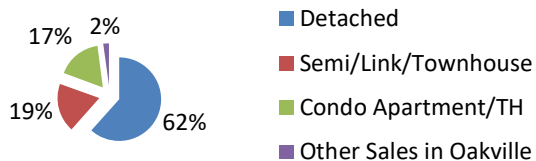
The Oakville, Milton
and District Real Estate Board

April 2018 Real Estate Market

Re-Cap: Oakville Market April 2018

Average Sale Price: \$1,098,642

Median Sale Price: \$996,750



Re-Cap Oakville Market in April 2018	
Average Sale Price	Median Sale Price
\$1,098,642	\$996,750
Residential Type	Units Sold by Type
Detached	117
Semi/Link/Townhouse	36
Condo Apartment/TH	33
Other Sales in Oakville	4
Total	190
Detached Sales in Oakville	
Price Range	% of Sales by Price
\$600,001 - \$800,000	5.13%
\$800,001 - \$1,000,000	23.08%
\$1,000,001 +	71.79%
Semi/Link/Townhouse Sales in Oakville	
Price Range	% of Sales by Price
\$400,001 - \$600,000	2.78%
\$600,001 - \$800,000	63.89%
\$800,001 - \$1,000,000	25.00%
\$1,000,001 +	8.33%
Condo Apartment/TH Sales in Oakville	
Price Range	% of Sales by Price
\$300,001 - \$400,000	21.21%
\$400,001 - \$600,000	30.30%
\$600,001 - \$800,000	15.15%
\$800,001 - \$1,000,000	15.15%
\$1,000,001 +	18.18%
Other Sales in Oakville	
Price Range	% of Sales by Price
\$400,000 - \$600,000	25.00%
\$600,001 - \$800,000	25.00%
\$800,001 - \$1,000,000	50.00%

The median sale price is the midpoint of all sales.

Disclaimer: The information provided herein is deemed accurate but not guaranteed.

Source: The Oakville, Milton and District Real Estate Board