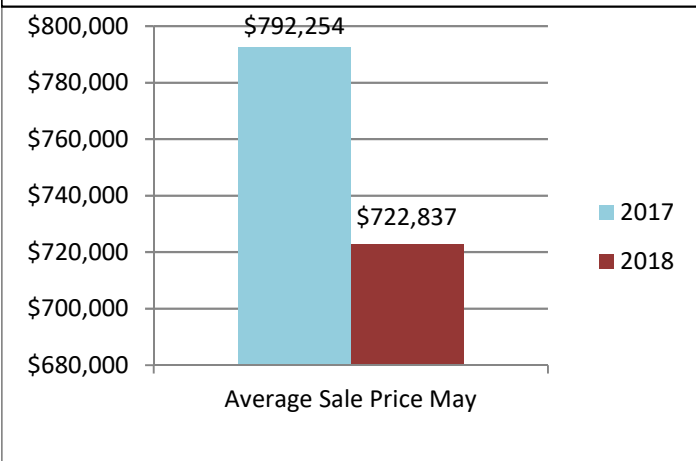
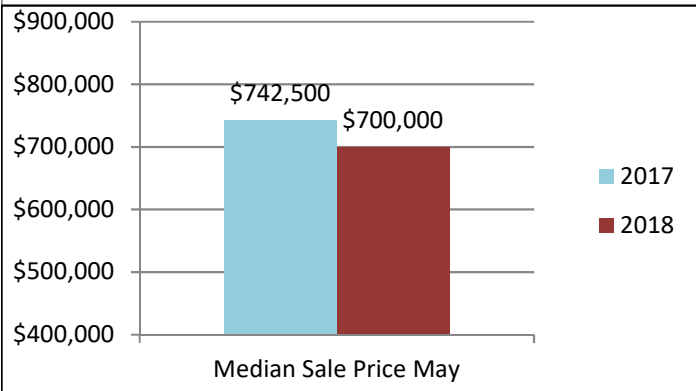
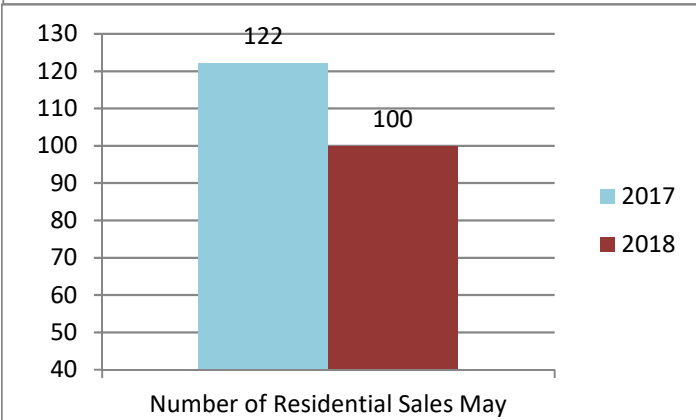
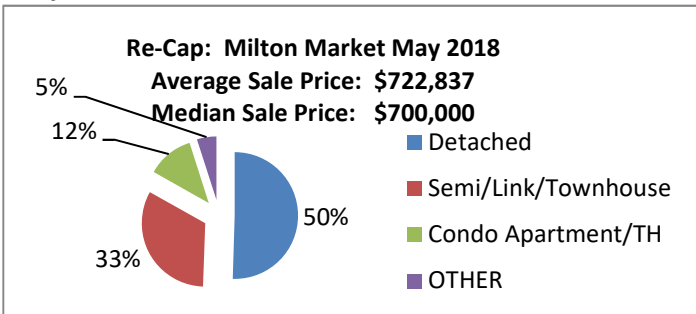




May 2018 Real Estate Market



Re-Cap Milton Market in May 2018	
Average Sale Price	Median Sale Price
\$722,837	\$700,000
Residential Type	Units Sold by Type
Detached	51
Semi/Link/Townhouse	33
Condo Apartment/TH	12
OTHER	5
TOTALS	101
Detached Sales in Milton	
Price Range	% of Sales by Price
\$400,001 - \$600,000	1.96%
\$600,001 - \$800,000	41.18%
\$800,001 - \$1,000,000	43.14%
\$1,000,000+	13.73%
Semi/Link/Townhouse Sales in Milton	
Price Range	% of Sales by Price
\$400,001 - \$600,000	15.15%
\$600,001 - \$800,000	84.85%
Condo Apartment/TH Sales in Milton	
Price Range	% of Sales by Price
\$300,001 - \$400,000	33.33%
\$400,001 - \$600,000	66.67%
Other Sales in Milton	
Price Range	% of Sales by Price
\$400,001 - \$600,000	60.00%
\$600,001 - \$800,000	40.00%

The average home price is found by adding the value of all sales and dividing by the number of homes.

The median sale price is the midpoint of all sales.

Disclaimer: The information provided herein is deemed accurate but not guaranteed.

Source: The Oakville, Milton and District Real Estate Board