

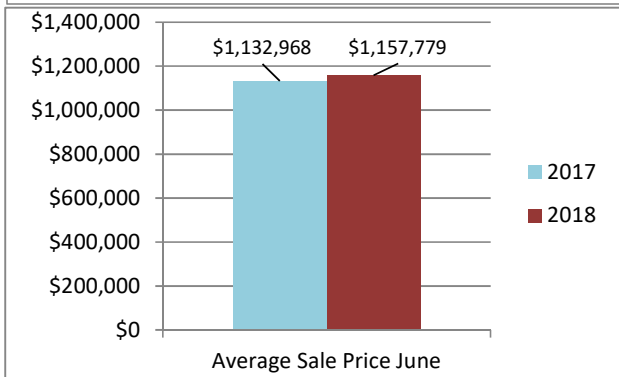
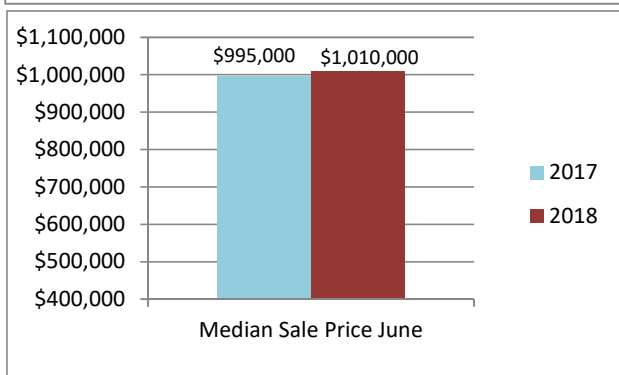
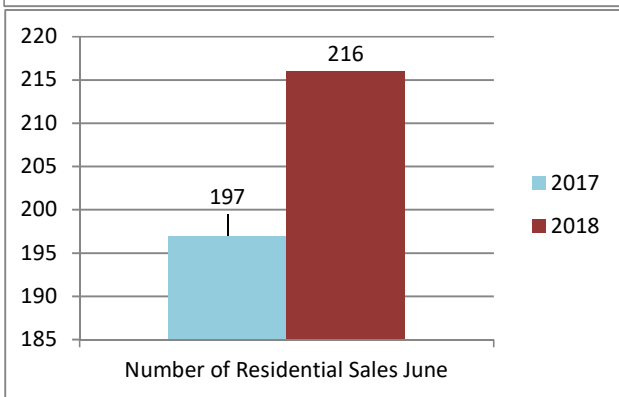
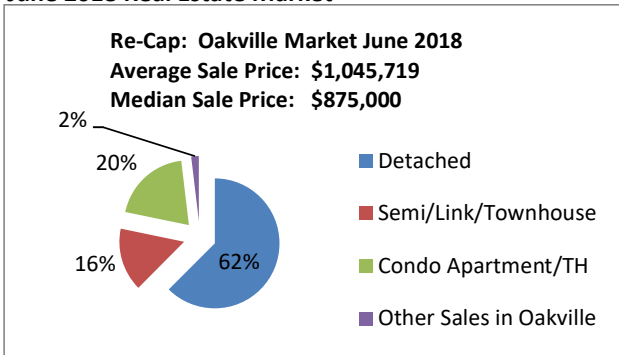
For Immediate Release

The Oakville, Milton and District Real Estate Board (OMDREB)



The Oakville, Milton and District Real Estate Board

June 2018 Real Estate Market



Re-Cap Oakville Market in June 2018	
Average Sale Price	Median Sale Price
\$1,157,779	\$1,010,000
Residential Type	Units Sold by Type
Detached	135
Semi/Link/Townhouse	34
Condo Apartment/TH	43
Other Sales in Oakville	4
Total	216
Detached Sales in Oakville	
Price Range	% of Sales by Price
\$400,001 - \$600,000	0.74%
\$600,001 - \$800,000	4.44%
\$800,001 - \$1,000,000	18.52%
\$1,000,001 +	76.30%
Semi/Link/Townhouse Sales in Oakville	
Price Range	% of Sales by Price
\$400,001 - \$600,000	5.88%
\$600,001 - \$800,000	67.65%
\$800,001 - \$1,000,000	20.59%
\$1,000,001 +	5.88%
Condo Apartment/TH Sales in Oakville	
Price Range	% of Sales by Price
\$200,001 - \$300,000	2.33%
\$300,001 - \$400,000	18.60%
\$400,001 - \$600,000	37.21%
\$600,001 - \$800,000	25.58%
\$800,001 - \$1,000,000	6.98%
\$1,000,001 +	9.30%
Other Sales in Oakville	
Price Range	% of Sales by Price
\$400,000 - \$600,000	50.00%
\$800,001 - \$1,000,000	25.00%
\$1,000,001 +	25.00%

The median sale price is the midpoint of all sales.

Disclaimer: The information provided herein is deemed accurate but not guaranteed.

Source: The Oakville, Milton and District Real Estate Board