

For Immediate Release

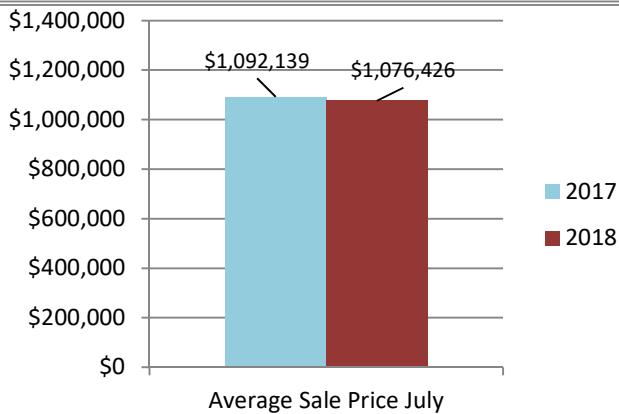
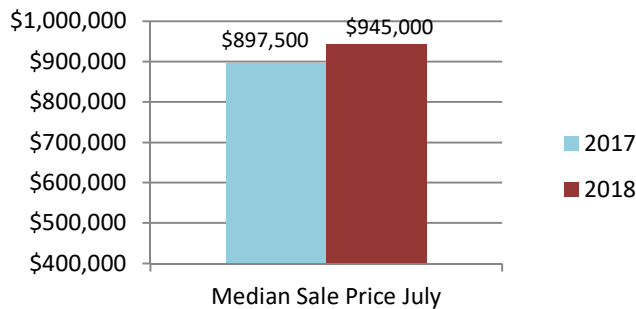
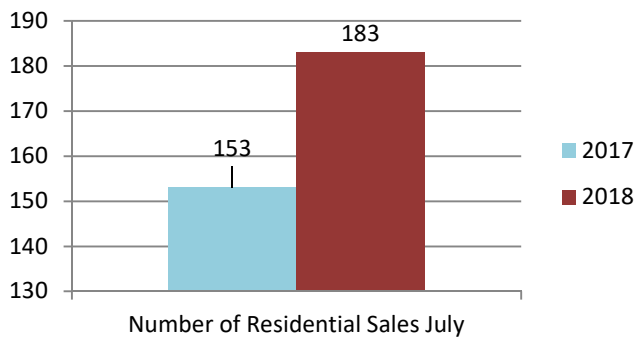
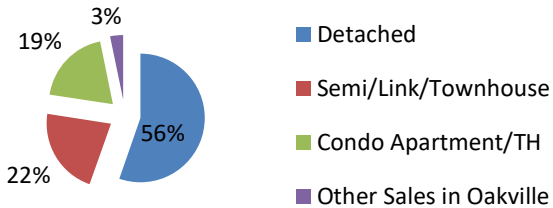
The Oakville, Milton and District
Real Estate Board (OMDREB)



The Oakville, Milton
and District Real Estate Board

July 2018 Real Estate Market

Re-Cap: Oakville Market July 2018
Average Sale Price: \$1,076,426
Median Sale Price: \$945,000



Re-Cap Oakville Market in July 2018	
Average Sale Price	Median Sale Price
\$1,076,426	\$945,000
Residential Type	Units Sold by Type
Detached	103
Semi/Link/Townhouse	41
Condo Apartment/TH	36
Other Sales in Oakville	6
Total	186
Detached Sales in Oakville	
Price Range	% of Sales by Price
\$600,001 - \$800,000	5.83%
\$800,001 - \$1,000,000	22.33%
\$1,000,001 +	71.84%
Semi/Link/Townhouse Sales in Oakville	
Price Range	% of Sales by Price
\$400,001 - \$600,000	2.44%
\$600,001 - \$800,000	65.85%
\$800,001 - \$1,000,000	24.39%
\$1,000,001 +	7.32%
Condo Apartment/TH Sales in Oakville	
Price Range	% of Sales by Price
\$300,001 - \$400,000	16.68%
\$400,001 - \$600,000	44.44%
\$600,001 - \$800,000	22.22%
\$800,001 - \$1,000,000	8.33%
\$1,000,001 +	8.33%
Other Sales in Oakville	
Price Range	% of Sales by Price
\$400,000 - \$600,000	33.33%
\$600,001 - \$800,000	16.67%
\$800,001 - \$1,000,000	33.33%
\$1,000,001 +	16.67%

The median sale price is the midpoint of all sales.

Disclaimer: The information provided herein is deemed accurate but not guaranteed.

Source: The Oakville, Milton and District Real Estate Board