

For Immediate Release

The Oakville, Milton and District Real Estate Board (OMDREB)



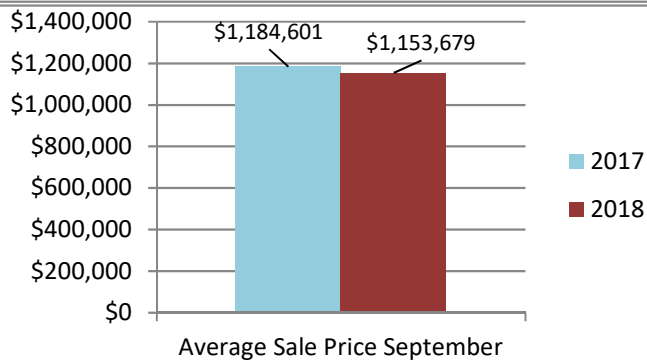
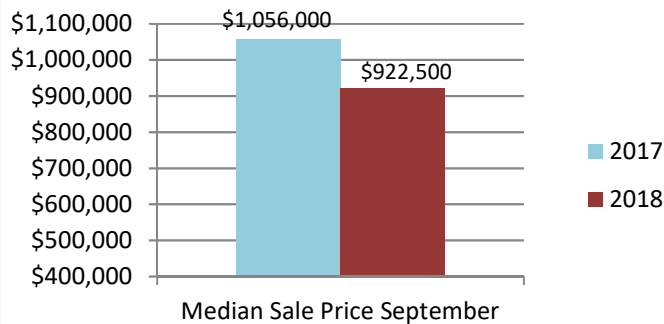
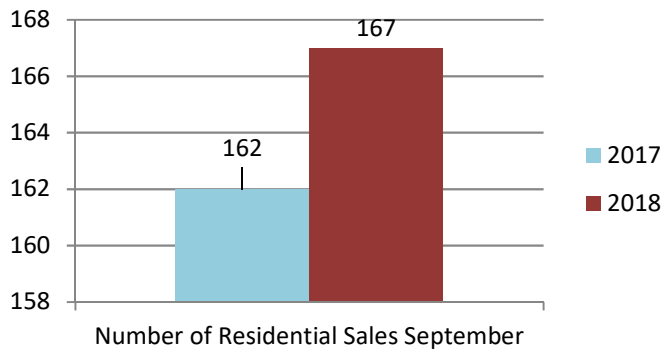
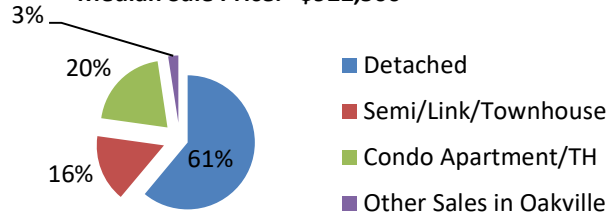
The Oakville, Milton
and District Real Estate Board

September 2018 Real Estate Market

Re-Cap: Oakville Market September 2018

Average Sale Price: \$1,153,679

Median Sale Price: \$922,500



Re-Cap Oakville Market in September 2018	
Average Sale Price	Median Sale Price
\$1,153,679	\$922,500
Residential Type	Units Sold by Type
Detached	102
Semi/Link/Townhouse	27
Condo Apartment/TH	34
Other Sales in Oakville	4
Total	167
Detached Sales in Oakville	
Price Range	% of Sales by Price
\$600,001 - \$800,000	4.90%
\$800,001 - \$1,000,000	29.41%
\$1,000,001 +	65.69%
Semi/Link/Townhouse Sales in Oakville	
Price Range	% of Sales by Price
\$400,001 - \$600,000	3.70%
\$600,001 - \$800,000	48.15%
\$800,001 - \$1,000,000	40.74%
\$1,000,001 +	7.41%
Condo Apartment/TH Sales in Oakville	
Price Range	% of Sales by Price
\$300,001 - \$400,000	14.71%
\$400,001 - \$600,000	52.94%
\$600,001 - \$800,000	20.59%
\$800,001 - \$1,000,000	8.82%
\$1,000,001 +	2.94%
Other Sales in Oakville	
Price Range	% of Sales by Price
\$400,001 - \$600,000	25.00%
\$1,000,001 +	75.00%

The median sale price is the midpoint of all sales.

Disclaimer: The information provided herein is deemed accurate but not guaranteed.

Source: The Oakville, Milton and District Real Estate Board