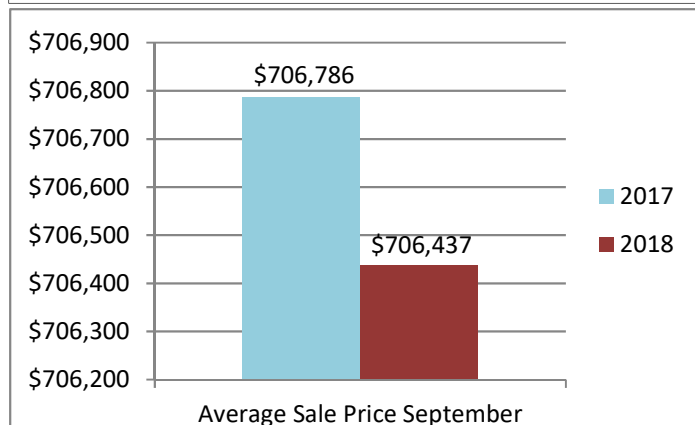
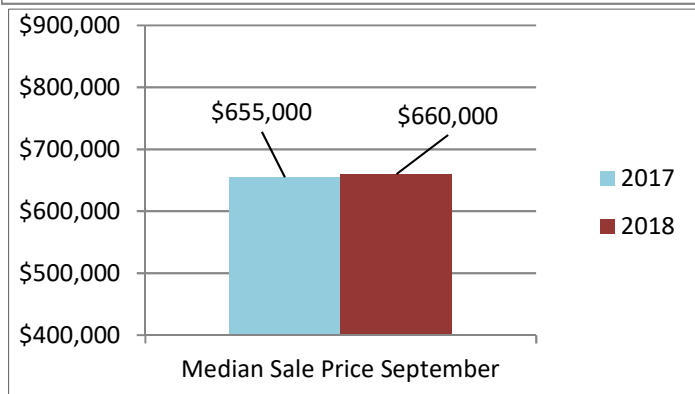
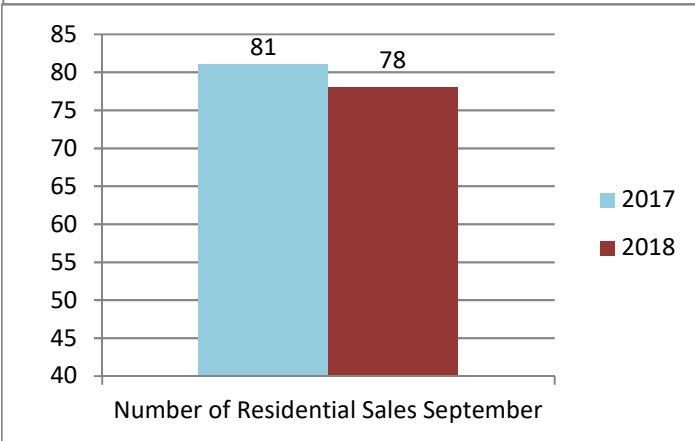
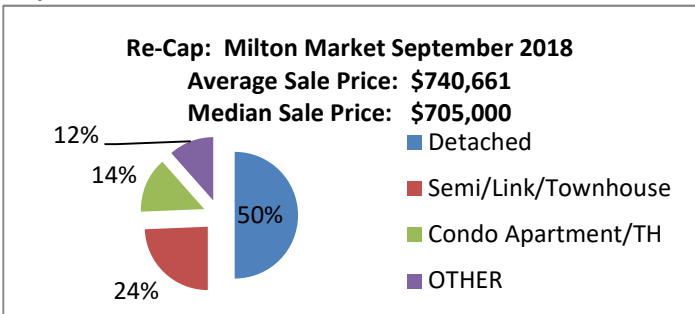




September 2018 Real Estate Market



Re-Cap Milton Market in September 2018	
Average Sale Price	Median Sale Price
\$706,437	\$660,000
Residential Type	Units Sold by Type
Detached	39
Semi/Link/Townhouse	19
Condo Apartment/TH	11
OTHER	9
TOTALS	78
Detached Sales in Milton	
Price Range	% of Sales by Price
\$20,001 - \$150,000	2.57%
\$400,001 - \$600,000	7.69%
\$600,001 - \$800,000	41.03%
\$800,001 - \$1,000,000	33.33%
\$1,000,000+	15.38%
Semi/Link/Townhouse Sales in Milton	
Price Range	% of Sales by Price
\$400,001 - \$600,000	10.53%
\$600,001 - \$800,000	89.47%
Condo Apartment/TH Sales in Milton	
Price Range	% of Sales by Price
\$300,001 - \$400,000	18.18%
\$400,001 - \$600,000	81.82%
Other Sales in Milton	
Price Range	% of Sales by Price
\$400,001 - \$600,000	55.56%
\$600,001 - \$800,000	44.44%

The average home price is found by adding the value of all sales and dividing by the number of homes.

The median sale price is the midpoint of all sales.

Disclaimer: The information provided herein is deemed accurate but not guaranteed.

Source: The Oakville, Milton and District Real Estate Board