

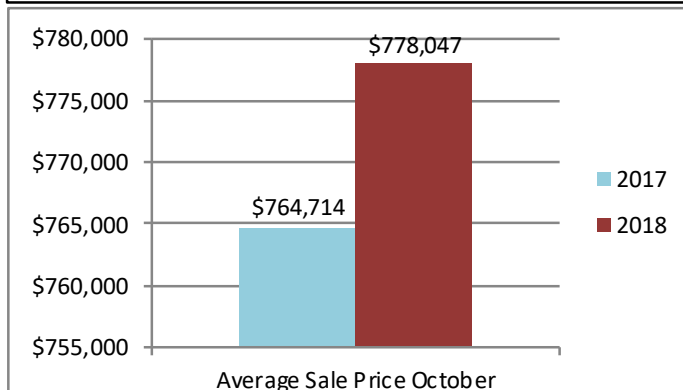
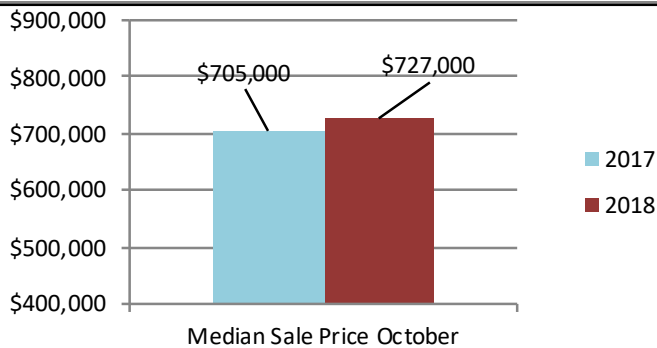
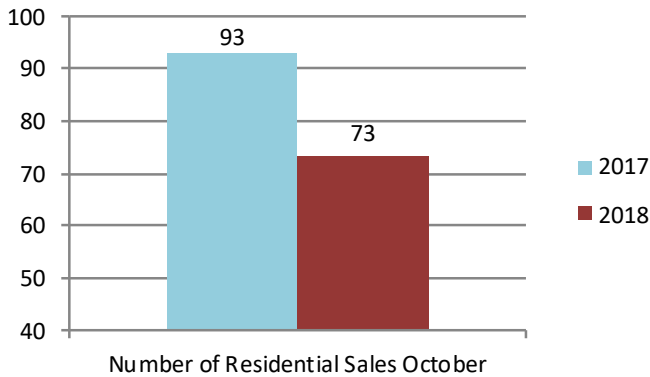
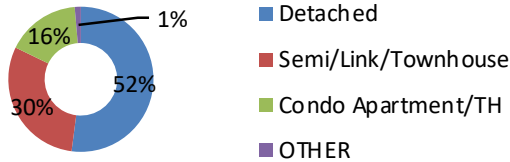


**October 2018 Real Estate Market**

**Re-Cap: Milton Market October 2018**

**Average Sale Price: \$778,047**

**Median Sale Price: \$727,000**



Re-Cap Milton Market in October 2018	
<b>Average Sale Price</b>	<b>Median Sale Price</b>
\$778,047	\$727,000
<b>Residential Type</b>	<b>Units Sold by Type</b>
Detached	38
Semi/Link/Townhouse	22
Condo Apartment/TH	12
OTHER	1
<b>TOTALS</b>	<b>73</b>
<b>Detached Sales in Milton</b>	
<b>Price Range</b>	<b>% of Sales by Price</b>
\$400,001 - \$600,000	5.25%
\$600,001 - \$800,000	34.21%
\$800,001 - \$1,000,000	34.21%
\$1,000,000+	26.32%
<b>Semi/Link/Townhouse Sales in Milton</b>	
<b>Price Range</b>	<b>% of Sales by Price</b>
\$400,001 - \$600,000	22.73%
\$600,001 - \$800,000	72.73%
\$1,000,000+	4.54%
<b>Condo Apartment/TH Sales in Milton</b>	
<b>Price Range</b>	<b>% of Sales by Price</b>
\$300,001 - \$400,000	8.33%
\$400,001 - \$600,000	83.34%
\$600,001 - \$800,000	8.33%
<b>Other Sales in Milton</b>	
<b>Price Range</b>	<b>% of Sales by Price</b>
\$600,001 - \$800,000	100.00%

The average home price is found by adding the value of all sales and dividing by the number of homes.

The median sale price is the midpoint of all sales.

Disclaimer: The information provided herein is deemed accurate but not guaranteed.

Source: The Oakville, Milton and District Real Estate Board