

# For Immediate Release

The Oakville, Milton and District Real Estate Board (OMDREB)



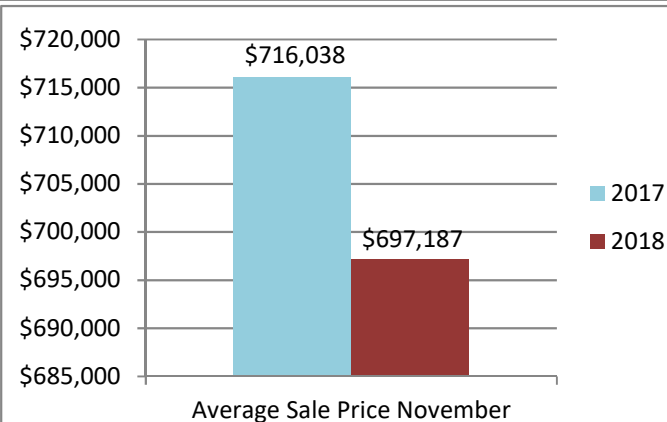
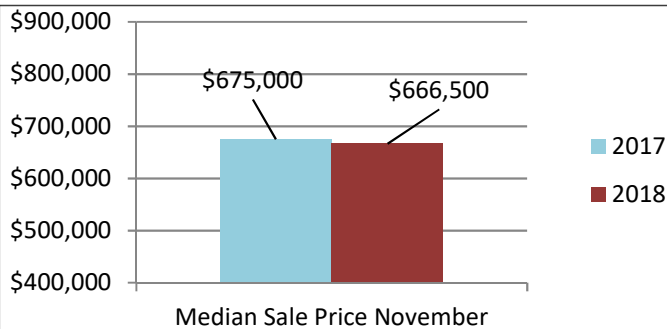
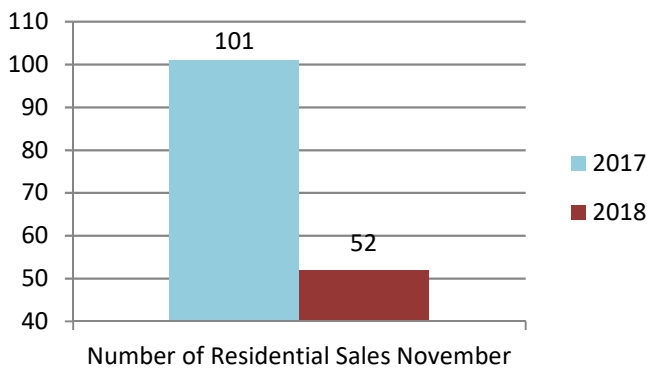
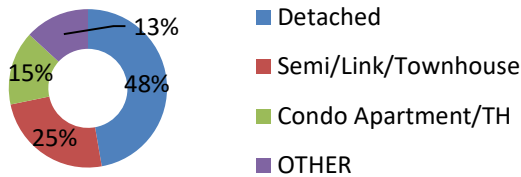
The Oakville, Milton and District Real Estate Board

## November 2018 Real Estate Market

### Re-Cap: Milton Market November 2018

Average Sale Price: **\$697,187**

Median Sale Price: **\$666,500**



Re-Cap Milton Market in November 2018	
<b>Average Sale Price</b>	<b>Median Sale Price</b>
\$697,187	\$666,500
<b>Residential Type</b>	<b>Units Sold by Type</b>
Detached	25
Semi/Link/Townhouse	13
Condo Apartment/TH	8
OTHER	7
<b>TOTALS</b>	<b>52</b>
<b>Detached Sales in Milton</b>	
<b>Price Range</b>	<b>% of Sales by Price</b>
\$600,001 - \$800,000	52.00%
\$800,001 - \$1,000,000	44.00%
\$1,000,000+	4.00%
<b>Semi/Link/Townhouse Sales in Milton</b>	
<b>Price Range</b>	<b>% of Sales by Price</b>
\$400,001 - \$600,000	38.46%
\$600,001 - \$800,000	61.54%
<b>Condo Apartment/TH Sales in Milton</b>	
<b>Price Range</b>	<b>% of Sales by Price</b>
\$400,001 - \$600,000	100.00%
<b>Other Sales in Milton</b>	
<b>Price Range</b>	<b>% of Sales by Price</b>
\$400,001 - \$600,000	57.14%
\$600,001 - \$800,000	42.86%

The average home price is found by adding the value of all sales and dividing by the number of homes.

The median sale price is the midpoint of all sales.

Disclaimer: The information provided herein is deemed accurate but not guaranteed.

Source: The Oakville, Milton and District Real Estate Board