

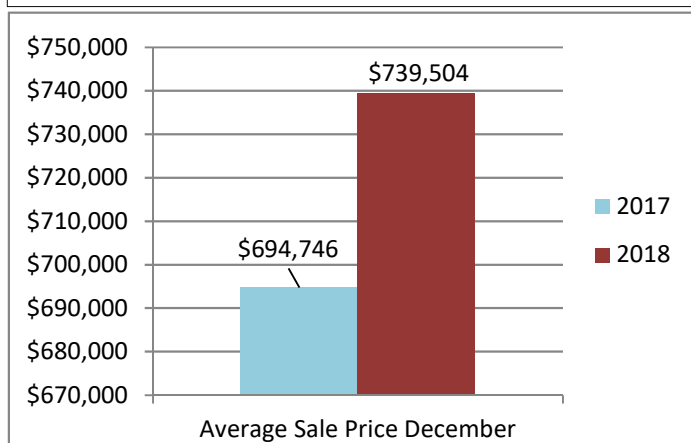
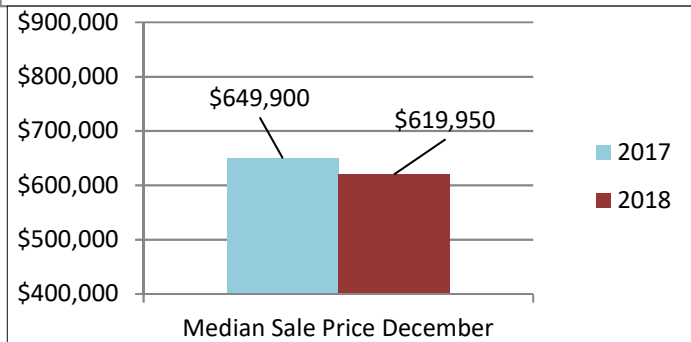
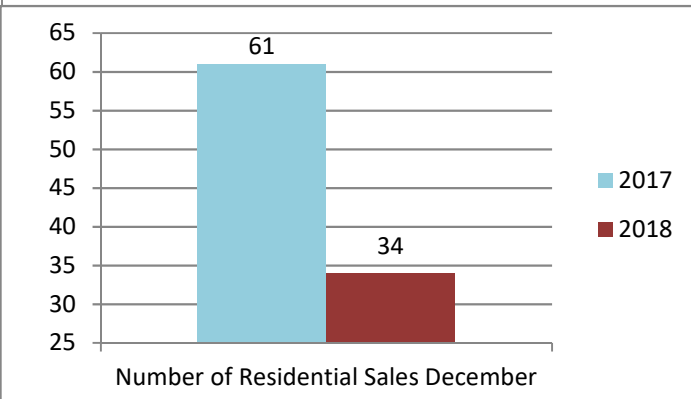
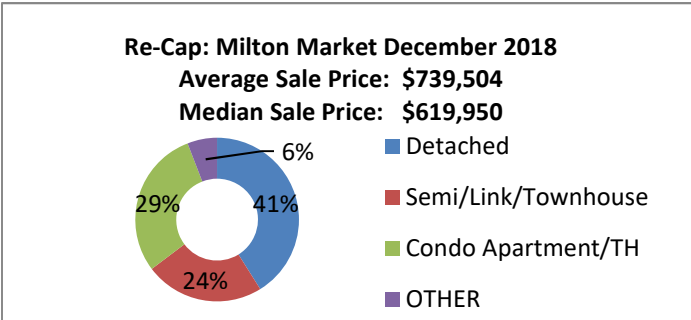
For Immediate Release

The Oakville, Milton and District Real Estate Board (OMDREB)



The Oakville, Milton and District Real Estate Board

December 2018 Real Estate Market



Re-Cap Milton Market in December 2018	
Average Sale Price	Median Sale Price
\$739,504	\$619,950
Residential Type	Units Sold by Type
Detached	14
Semi/Link/Townhouse	8
Condo Apartment/TH	10
OTHER	2
TOTALS	34
Detached Sales in Milton	
Price Range	% of Sales by Price
\$600,001 - \$800,000	42.86%
\$800,001 - \$1,000,000	28.57%
\$1,000,000+	28.57%
Semi/Link/Townhouse Sales in Milton	
Price Range	% of Sales by Price
\$400,001 - \$600,000	25.00%
\$600,001 - \$800,000	75.00%
Condo Apartment/TH Sales in Milton	
Price Range	% of Sales by Price
\$300,001 - \$400,000	40.00%
\$400,001 - \$600,000	60.00%
Other Sales in Milton	
Price Range	% of Sales by Price
\$600,001 - \$800,000	100.00%

The average home price is found by adding the value of all sales and dividing by the number of homes.

The median sale price is the midpoint of all sales.

Disclaimer: The information provided herein is deemed accurate but not guaranteed.

Source: The Oakville, Milton and District Real Estate Board